EXECUTIVE COMMITTEE MEMBERS WILL RECEIVE A UNIQUE PANELIST LINK BY EMAIL. PLEASE USE THIS LINK TO PARTICIPATE IN THIS MEETING.

CVAG

EXECUTIVE COMMITTEE AGENDA

MONDAY, JUNE 7, 2021
4:30 P.M.

Pursuant to Governor Newsom's Executive Order N-29-20 (March 18, 2020), the Executive Committee meeting will only be conducted via video/teleconferencing.

INSTRUCTIONS FOR PUBLIC PARTICIPATION

Members of the public may use the following link:

https://us02web.zoom.us/j/87345847839?pwd=NWZYcjVVV2svNUdwdlAyYTd1V1VVdz09
Password: 417334

One Tap Mobile: +16699009128,,87345847839#
Dial In: +1 669 900 9128
Webinar ID: 873 4584 7839
Password: 417334

This will provide listening access and ability to address the Executive Committee when called upon.

IF YOU ARE UNABLE TO CONNECT VIA DIAL IN OPTION, PLEASE CALL 760-346-1127.

Public Comment is encouraged to be emailed to the Executive Committee prior to the Meeting at cvag@cvag.org by 5:00 p.m. on the day prior to the committee meeting. Comments intended to be read aloud should beno more than 300 characters.

THIS MEETING IS HANDICAPPED ACCESSIBLE.
ACTION MAY RESULT ON ANY ITEMS ON THIS AGENDA.

1. **CALL TO ORDER –** Chair Glenn Miller, Councilmember, City of Indio

2. **ROLL CALL**

A. **Member Roster / Roll Call** P5

3. **PLEDGE OF ALLEGIANCE**

4. **PUBLIC COMMENTS ON AGENDA ITEMS**

This is the time and place for members of the public to address the Executive Committee on agenda items. At the discretion of the Chair, comments may be taken at the time items are presented. Please limit comments to three (3) minutes.

5. **CHAIR / EXECUTIVE DIRECTOR ANNOUNCEMENTS**

6. **CONSENT CALENDAR**

A. **Approve the April 26, 2021 Executive Committee Meeting Minutes** P6

B. **Reappoint Indio Councilmember Oscar Ortiz to SCAG's Energy and Environment Committee and appoint Indio Mayor Pro Tem Waymond Fermon to SCAG's Community, Economic, and Human Development Committee, naming Cathedral City Councilmember Mark Carnevale as the alternate member** P14

C. **Approve amendments to the CVAG's By-Laws to update the rotation of the CVAG chairmanship and reflect current membership** P16

D. **Appoint Cathedral City Mayor Raymond Gregory and Torres Martinez Desert Cahuilla Indians' Tribal Administrator Shawn Isaac to serve on the Finance Committee** P18

E. **Appoint Indio City Manager Bryan Montgomery to serve as CVAG's representative on Riverside County's Emergency Medical Care Committee for the remainder of the term, which ends on June 30, 2022** P20

F. **Authorize the Executive Director to negotiate and execute Amendment #2 to the agreement between CVAG and Riverside County for strategic planning and implementation of regional homelessness services, extending the term of the contract for Government Affairs and Public Policy Advisor Greg Rodriguez through June 30, 2022, with an optional second year, for an additional $30,000 annually** P23

G. **Authorize the Executive Director to negotiate and execute a services agreement with eBizUniverse, Inc. to complete website redesign for CVAG and the Coachella Valley Conservation Commission (CVCC), at a cost to CVAG of $6,425 and a cost to CVCC of $4,825, for a total project cost not to exceed $11,250** P26

H. **Authorize the Executive Director to negotiate and execute no-cost Memorandums of Understanding with California State University, San Bernardino; Inland Counties Legal Services Inc.; Inland Empire Health Plan; Jewish Family Services of the Desert; as well as other providers who can expand the services to assist the CV Housing First program** **P54**

I. **Authorize the Chair to execute Amendment #3 to the CVAG/CVCC Agreement for Administration of the Coachella Valley Multiple Species Habitat Conservation Plan, increasing the annual maximum amount to $850,000** **P56**

6.1 ITEM(S) HELD OVER FROM CONSENT CALENDAR

7. DISCUSSION / ACTION

A. **Presentation: California's Redistricting Process and the Redrawing of Legislative Districts** **P60**

Recommendation: Information

B. **Executive Director Employment Contract – Michael Jenkins** **P61**

Recommendation: Discuss and take possible action on amendment to Executive Director's employment contract.

C. **Proposed CVAG FY 2021/2022 Budget – Claude Kilgore** **P62**

Recommendation: Information

D. **Selection of CVAG/CVCC/DCE Independent Auditor – Claude Kilgore** **P130**

Recommendation: Authorize the Executive Director to negotiate and execute a contract to hire Davis Farr LLP to serve as CVAG's independent auditor

8. INFORMATION

a) Status of I-10 Interchange Projects **P131**

b) CVAG Regional Arterial Program - Project Status Report **P132**

c) Bicycle/Pedestrian Safety Program - Project Status Report **P133**

d) Executive Committee Attendance Roster **P134**

e) CV Housing First's Use of the Palm Springs Boxing Club **P135**

f) Update on the Alan Seman Bus Pass Program **P137**

g) Desert Cities Energy Partnership Final Report **P138**

h) CVAG's Participation in the Institute for Local Government's BOOST Program **P172**

i) Member Survey on CVAG Meetings in Post-COVID Environment **P173**

j) Update on Congressional Earmarks **P174**

k) CV Link Endowment for Management of Mitigation Sites for Casey's June Beetle **P176**

9. LEGISLATIVE ITEMS

10. PUBLIC COMMENTS ON NON-AGENDA ITEMS

This is the time and place for members of the public to address the Executive Committee on items of general interest within the purview of this committee. Please limit comments to two (2) minutes.

11. ANNOUNCEMENTS

The next meeting of the **Executive Committee** will be held on Monday, June 28, 2021, with closed session at 4 p.m. and regular session at 4:30 p.m. via Zoom webinar.

The next meeting of the **General Assembly** will be held on Monday, June 28, 2021, at 6:00 p.m. via Zoom webinar.

12. ADJOURNMENT

ITEM 2A

EXECUTIVE COMMITTEE ROSTER

Jurisdiction	Members
City of Blythe	Joseph De Coninck Vice Mayor
City of Cathedral City	Raymond Gregory Mayor
City of Coachella	Steven Hernandez Mayor
City of Desert Hot Springs	Scott Matas Mayor
City of Indian Wells	Richard Balocco Mayor
City of Indio, Chair	Glenn Miller Councilmember
City of La Quinta	Linda Evans Mayor
City of Palm Desert	Kathleen Kelly Mayor
City of Palm Springs, Vice Chair	Christy Holstege Mayor
City of Rancho Mirage	Ted Weill Mayor
County of Riverside	Kevin Jeffries, 1st District Supervisor Karen Spiegel, 2nd District Supervisor Chuck Washington, 3rd Dist. Supervisor V. Manuel Perez, 4th District Supervisor Jeff Hewitt, 5th District Supervisor
Agua Caliente Band of Cahuilla Indians	Jeff Grubbe Tribal Chair
Cabazon Band of Mission Indians	Brenda Soulliere Tribal Member
Torres Martinez Desert Cahuilla Indians	Joseph Mirelez Tribal Vice Chair

ITEM 6A

EXECUTIVE COMMITTEE
MINUTES OF MEETING
APRIL 26, 2021

CVAG

The audio file for this committee meeting can be found at: http://www.cvag.org/audio.htm
Any handouts distributed during the meeting will placed in the meeting file.

1. CALL TO ORDER

The Executive Committee meeting was called to order by the CVAG Executive Assistant/Clerk on behalf of Chair Glenn Miller, Councilmember, City of Indio, at 4:00 p.m. via a Zoom webinar, which was pursuant to Gov. Newsom's executive order governing how meetings are held during the COVID-19 pandemic.

2. CLOSED SESSION

A. Public Comment for Closed Session Items Only:

CVAG did not receive any written or verbal public comments relating to the closed session items.

B. Closed Session

Pursuant to the provisions of Government Code Section 54957.6, the Executive Committee adjourned to Closed Session.

Conference with Labor Negotiator
Agency's designated representative: Chair Glenn Miller and Vice Chair Christy Holstege
Unrepresented Employee: Executive Director

3. RECONVENE TO REGULAR SESSION & ROLL CALL – 4:45 p.m.

Report on Action from Closed Session

Michael Jenkins, CVAG Legal Counsel, indicated that there was no reportable action taken during the closed session and that a contract amendment would be placed on the Executive Committee's June agenda.

ROLL CALL

A roll call was taken, and it was determined that a quorum was present. Those in attendance were as follows:

MEMBERS PRESENT	AGENCY
Vice Mayor Joseph DeConinck	City of Blythe *(Arrived after Pledge of Allegiance)*
Mayor Raymond Gregory	City of Cathedral City

Mayor Steven Hernandez	City of Coachella
Mayor Scott Matas	City of Desert Hot Springs *(Left after 7C)*
Mayor Richard Balocco	City of Indian Wells
Councilmember Glenn Miller	City of Indio
Mayor Linda Evans	City of La Quinta
Mayor Kathleen Kelly	City of Palm Desert
Mayor Christy Holstege	City of Palm Springs
Mayor Ted Weill	City of Rancho Mirage
Supervisor V. Manuel Perez	County of Riverside 4th District *(Left after 7E)*
Supervisor Jeff Hewitt	County of Riverside 5th District
Tribal Chair Jeff Grubbe	Agua Caliente Band of Cahuilla Indians
Tribal Member Brenda Soulliere	Cabazon Band of Mission Indians

MEMBERS NOT PRESENT	**AGENCY**
Supervisor Karen Spiegel	County of Riverside 2nd District
Supervisor Kevin Jeffries	County of Riverside 1st District
Supervisor Chuck Washington	County of Riverside 3rd District
Tribal Vice Chair Joseph Mirelez	Torres Martinez Desert Cahuilla Indians

OTHERS PRESENT	**AGENCY**
Christopher Alberts	
Chris Freeland	City of Indian Wells
Taylor Libolt-Varner	Lift to Rise
Anthony Madrigal	Twenty-nine Palms Band of Mission Indians
Martin Magaña	
Charlie McClendon	City of Cathedral City
Deborah McGarry	Southern California Gas
Jon McMillen	City of La Quinta
Bill Pattison	City of Coachella
Araceli Palafox	Lift to Rise
Councilmember Jan Pye	City of Desert Hot Springs
Luke Rainey	City of Desert Hot Springs
Erin Sasse	League of California Cities
Mark Scott	City of Indio
Brittney Sowell	SunLine Transit Agency
Paul Vallandigham	

STAFF PRESENT	
Tom Kirk	
Katie Barrows	
Claude Kilgore	
Jon Hoy	
Erica Felci	
Eric Cowle	
Tom Cox	
Peter Satin	
Val Galeana	
Joanna Stueckle	
Michael Jenkins	CVAG Legal Counsel

PLEDGE OF ALLEGIANCE

Councilmember Glenn Miller led the Executive Committee in the Pledge of Allegiance.

4. PUBLIC COMMENTS ON AGENDA ITEMS

None.

5. CHAIR / EXECUTIVE DIRECTOR ANNOUNCEMNTS

Tom Kirk announced Jonathan Hoy as the Transportation Director, highlighted the CV Link groundbreaking, and discussed the potential for federal earmarks from Congressman Raul Ruiz's office.

6. CONSENT CALENDAR

IT WAS MOVED BY MAYOR KELLY AND SECONDED BY MAYOR EVANS TO:

A. APPROVE THE FEBRUARY 22, 2021 EXECUTIVE COMMITTEE MEETING MINUTES

B. RENAME CVAG'S PER DIEM POLICY TO BE A STIPEND POLICY (NO. 21-03), AND SET THE STIPEND AMOUNT FOR MEETING ATTENDANCE AT $125 FOR EXECUTIVE COMMITTEE MEMBERS AND AT $100 FOR ALL OTHER COMMITTEES' ELECTED REPRESENTATIVES

C. AUTHORIZE EXECUTIVE DIRECTOR TO NEGOTIATE AND EXECUTE AMENDMENT #1 TO THE GRANT AGREEMENT WITH RIVERSIDE COUNTY HEAP FUNDING TO ACCEPT AN ADDITIONAL $97,000 FOR THE CV HOUSING FIRST PROGRAM

D. ACCEPT THE ANNUAL AND FIVE-YEAR TRANSPORTATION UNIFORM MITIGATION FEE REPORT IN FULFILLMENT OF THE REPORTING REQUIREMENTS OF THE MITIGATION FEE ACT

E. AUTHORIZE THE EXECUTIVE DIRECTOR TO EXECUTE A COOPERATIVE AGREEMENT WITH RENOVA ENERGY, EXTENDING ITS ADOPT A LINK PARTNERSHIP FOR AN ADDITIONAL THREE YEARS TO COVER THE OPERATIONS AND MAINTENANCE COSTS OF THE FIRST SEGMENT OF CV LINK

F. AUTHORIZE THE CVAG CHAIR TO SIGN A LETTER OF SUPPORT FOR SENATE BILL 289, THE STATE'S BETTER BATTERY RECYCLING AND FIRE RISK REDUCTION OF 2021

THE MOTION TO CARRIED WITH 13 AYES, 1 ABSTENTION AND 4 MEMBERS ABSENT ON ITEM 5E; AND 14 AYES AND 4 MEMBERS ABSENT ON ITEMS 5A-5D, and 5F.

VICE MAYOR DECONINCK	**AYE**
MAYOR GREGORY	**AYE**
MAYOR HERNANDEZ	**AYE**
MAYOR MATAS	**AYE**
MAYOR BALOCCO	**AYE/ ABSTAIN – ITEM 5E**

COUNCILMEMBER MILLER	**AYE**
MAYOR EVANS	**AYE**
MAYOR KELLY	**AYE**
MAYOR HOLSTEGE	**AYE**
MAYOR PRO TEM WEILL	**AYE**
SUPERVISOR JEFFRIES	**ABSENT**
SUPERVISOR SPIEGEL	**ABSENT**
SUPERVISOR WASHINGTON	**ABSENT**
SUPERVISOR PEREZ	**AYE**
SUPERVISOR HEWITT	**AYE**
TRIBAL CHAIR GRUBBE	**AYE**
TRIBAL MEMBER SOULLIERE	**AYE**
TRIBAL VICE CHAIR MIRELEZ	**ABSENT**

5.1 ITEM(S) HELD OVER FROM CONSENT CALENDAR

None

6. DISCUSSION / ACTION

A. CVAG Membership for Twenty-Nine Palms Band of Mission Indians – Tom Kirk

Mr. Kirk presented the staff report. Chair Miller asked staff to distribute the addendum to the jurisdictions.

IT WAS MOVED BY MAYOR EVANS AND SECONDED BY SUPERVISOR PEREZ TO APPROVE ADDENDUM NO. 2 TO THE THIRD AMENDMENT AND RESTATEMENT OF THE CVAG JOINT POWERS AGREEMENT, WHICH ESTABLISHES THE TWENTY-NINE PALMS BAND OF MISSION INDIANS AS A FORMAL MEMBER AND DIRECT THE EXECUTIVE DIRECTOR TO DISTRIBUTE TO MEMBER JURISDICTIONS FOR APPROVAL

THE MOTION TO CARRIED WITH 14 AYES AND 4 MEMBERS ABSENT.

VICE MAYOR DECONINCK	**AYE**
MAYOR GREGORY	**AYE**
MAYOR HERNANDEZ	**AYE**
MAYOR MATAS	**AYE**
MAYOR BALOCCO	**AYE**
COUNCILMEMBER MILLER	**AYE**
MAYOR EVANS	**AYE**
MAYOR KELLY	**AYE**
MAYOR HOLSTEGE	**AYE**
MAYOR PRO TEM WEILL	**AYE**
SUPERVISOR JEFFRIES	**ABSENT**
SUPERVISOR SPIEGEL	**ABSENT**
SUPERVISOR WASHINGTON	**ABSENT**
SUPERVISOR PEREZ	**AYE**
SUPERVISOR HEWITT	**AYE**
TRIBAL CHAIR GRUBBE	**AYE**
TRIBAL MEMBER SOULLIERE	**AYE**
TRIBAL VICE CHAIR MIRELEZ	**ABSENT**

B. Flooding and Blowsand Projects in Western Coachella Valley – Jonathan Hoy

Jonathan Hoy presented the staff report. Member discussion ensued.

IT WAS MOVED BY MAYOR MATAS AND SECONDED BY MAYOR GREGORY TO DIRECT THE EXECUTIVE DIRECTOR TO ADVANCE IMPROVEMENTS ON NORTH INDIAN CANYON ROAD, VARNER ROAD AND DATE PALM DRIVE (SOUTH OF VARNER ROAD) AS IDENTIFIED IN THE "FLOOD AND BLOWSAND RISK ASSESSMENT AND IMPROVEMENT PLAN FOR THE WESTERN COACHELLA VALLEY" AS IDENTIFIED AS PROJECT NUMBERS INCN7, VRNR2, AND DPLM5

THE MOTION TO CARRIED WITH 14 AYES AND 4 MEMBERS ABSENT.

VICE MAYOR DECONINCK	**AYE**
MAYOR GREGORY	**AYE**
MAYOR HERNANDEZ	**AYE**
MAYOR MATAS	**AYE**
MAYOR BALOCCO	**AYE**
COUNCILMEMBER MILLER	**AYE**
MAYOR EVANS	**AYE**
MAYOR KELLY	**AYE**
MAYOR HOLSTEGE	**AYE**
MAYOR PRO TEM WEILL	**AYE**
SUPERVISOR JEFFRIES	**ABSENT**
SUPERVISOR SPIEGEL	**ABSENT**
SUPERVISOR WASHINGTON	**ABSENT**
SUPERVISOR PEREZ	**AYE**
SUPERVISOR HEWITT	**AYE**
TRIBAL CHAIR GRUBBE	**AYE**
TRIBAL MEMBER SOULLIERE	**AYE**
TRIBAL VICE CHAIR MIRELEZ	**ABSENT**

C. Cash Flow Analysis for Regional Transportation Projects – Jonathan Hoy

Mr. Hoy presented the staff report. Member discussion ensued, including the identification of project readiness. Mr. Kirk discussed the possibility of earmarks, and how additional federal infrastructure funding would be factored into cash flow projections.

IT WAS MOVED BY MAYOR KELLY AND SECONDED BY MAYOR EVANS TO ADDRESS CASH FLOW CONCERNS BY DIRECTING THE EXECUTIVE DIRECTOR TO:

1) **PREPARE A VALUE-ENGINEERING STUDY AND UPDATE PROJECT EXPENDITURE ESTIMATES FOR PROJECTS WITHIN CVAG'S TRANSPORTATION PROJECT PRIORITIZATION STUDY (TPPS); AND**

2) **REVIEW CVAG'S COST-SHARING POLICY AND RETURN WITH ADDITIONAL ANALYSIS ON RETURNING TO THE ORIGINAL 50/50 FORMULA SPLIT FOR PROJECTS' CONSTRUCTION PHASE, WHILE MAINTAINING A 75/25 SPLIT FOR PRE-CONSTRUCTION PHASES**

THE MOTION TO CARRIED WITH 14 AYES AND 4 MEMBERS ABSENT.

VICE MAYOR DECONINCK	**AYE**
MAYOR GREGORY	**AYE**
MAYOR HERNANDEZ	**AYE**
MAYOR MATAS	**AYE**
MAYOR BALOCCO	**AYE**
COUNCILMEMBER MILLER	**AYE**
MAYOR EVANS	**AYE**
MAYOR KELLY	**AYE**
MAYOR HOLSTEGE	**AYE**
MAYOR PRO TEM WEILL	**AYE**
SUPERVISOR JEFFRIES	**ABSENT**
SUPERVISOR SPIEGEL	**ABSENT**
SUPERVISOR WASHINGTON	**ABSENT**
SUPERVISOR PEREZ	**AYE**
SUPERVISOR HEWITT	**AYE**
TRIBAL CHAIR GRUBBE	**AYE**
TRIBAL MEMBER SOULLIERE	**AYE**
TRIBAL VICE CHAIR MIRELEZ	**ABSENT**

D. Update on Regional Early Action Planning (REAP) Funding – Erica Felci

Erica Felci presented the staff report. Brief member discussion ensued.

IT WAS MOVED BY MAYOR HOLSTEGE AND SECONDED BY MAYOR KELLY TO AUTHORIZE THE EXECUTIVE DIRECTOR TO TAKE THE NECESSARY STEPS TO ACCEPT REGIONAL EARLY ACTION PLANNING FUNDING, INCLUDING NEGOTIATING AND EXECUTING THE NECESSARY AGREEMENTS WITH SOUTHERN CALIFORNIA ASSOCIATION OF GOVERNMENTS AND LIFT TO RISE, FOR A TOTAL NOT-TO-EXCEED AMOUNT OF $558,000

THE MOTION TO CARRIED WITH 13 AYES AND 5 MEMBERS ABSENT.

VICE MAYOR DECONINCK	**AYE**
MAYOR GREGORY	**AYE**
MAYOR HERNANDEZ	**AYE**
MAYOR MATAS	**ABSENT**
MAYOR BALOCCO	**AYE**
COUNCILMEMBER MILLER	**AYE**
MAYOR EVANS	**AYE**
MAYOR KELLY	**AYE**
MAYOR HOLSTEGE	**AYE**
MAYOR PRO TEM WEILL	**AYE**
SUPERVISOR JEFFRIES	**ABSENT**
SUPERVISOR SPIEGEL	**ABSENT**
SUPERVISOR WASHINGTON	**ABSENT**
SUPERVISOR PEREZ	**AYE**
SUPERVISOR HEWITT	**AYE**
TRIBAL CHAIR GRUBBE	**AYE**
TRIBAL MEMBER SOULLIERE	**AYE**
TRIBAL VICE CHAIR MIRELEZ	**ABSENT**

E. CV Housing First: 2021 Progress and Continued Support from Desert Healthcare District/Foundation – Tom Kirk

Mr. Kirk presented the staff report. Tom Cox provided additional insight on the CV Housing First program. Member discussion ensued.

IT WAS MOVED BY MAYOR HOLSTEGE AND SECONDED BY MAYOR BALOCCO TO AUTHORIZE THE EXECUTIVE DIRECTOR TO EXECUTE A MEMORANDUM OF UNDERSTANDING WITH DESERT HEALTHCARE DISTRICT/FOUNDATION TO ACCEPT $500,000 FOR THE CV HOUSING FIRST PROGRAM OPERATIONS

THE MOTION TO CARRIED WITH 13 AYES AND 5 MEMBERS ABSENT.

VICE MAYOR DECONINCK	**AYE**
MAYOR GREGORY	**AYE**
MAYOR HERNANDEZ	**AYE**
MAYOR MATAS	**ABSENT**
MAYOR BALOCCO	**AYE**
COUNCILMEMBER MILLER	**AYE**
MAYOR EVANS	**AYE**
MAYOR KELLY	**AYE**
MAYOR HOLSTEGE	**AYE**
MAYOR PRO TEM WEILL	**AYE**
SUPERVISOR JEFFRIES	**ABSENT**
SUPERVISOR SPIEGEL	**ABSENT**
SUPERVISOR WASHINGTON	**ABSENT**
SUPERVISOR PEREZ	**AYE**
SUPERVISOR HEWITT	**AYE**
TRIBAL CHAIR GRUBBE	**AYE**
TRIBAL MEMBER SOULLIERE	**AYE**
TRIBAL VICE CHAIR MIRELEZ	**ABSENT**

8. <u>INFORMATION</u>

a) Status of I-10 Interchange Projects

b) CVAG Regional Arterial Program - Project Status Report

c) CVAG Regional Arterial Program - Contract Status Report

d) Bicycle/Pedestrian Safety Program - Project Status Report

e) Executive Committee Attendance Roster

f) Update on ATP Cycle 5 Awards

g) Funding Capacity of California's Highway Bridge Program

h) Coordination with SunLine Transit Agency

i) Update on Congressional Earmarks

j) Update on PACE Program

k) State Auditor's Report on Continuum of Care (COC) Agencies

l) Update from Monitoring of CV Housing First

These items are placed in the agenda for member information.

9. LEGISLATIVE ITEMS

Erin Sasse, League of California Cities, discussed efforts to secure funding through the state budget, particularly as it relates to funding related to the COVID-19 pandemic. Ms. Sasse also discussed the status of several bills, indicating that legislative information would be sent to CVAG staff for the purpose of distribution to Executive Committee members.

10. PUBLIC COMMENTS ON NON-AGENDA ITEMS

None.

11. ANNOUNCEMENTS

The next meeting of the Executive Committee will be held on Monday, June 7, 2021 at 4:30 p.m. via Zoom webinar.

12. ADJOURNMENT

There being no further business, Chair Miller adjourned the meeting at 5:40 p.m.

Respectfully submitted,

Joanna Stueckle
Joanna Stueckle
Executive Assistant/Clerk

ITEM 6B

Coachella Valley Association of Governments
Executive Committee
June 7, 2021

Staff Report

Subject: **Appointment of Regional Representatives to SCAG Policy Committees**

Contact: Peter Satin, Regional Planner (psatin@cvag.org)

Recommendation: **Reappoint Indio Councilmember Oscar Ortiz to SCAG's Energy and Environment Committee and appoint Indio Mayor Pro Tem Waymond Fermon to SCAG's Community, Economic, and Human Development Committee, naming Cathedral City Councilmember Mark Carnevale as the alternate member**

Energy and Environment Committee: Concurs on Energy and Environment Committee appointment (Meeting of May 13th)

Homelessness Committee: Nominated appointees for Community, Economic, and Human Development Committee (Meeting of May 19th)

Background: The Southern California Association of Governments (SCAG) is the nation's largest metropolitan planning organization (MPO), representing six counties, 191 cities and more than 19 million residents. SCAG's policy is set by the 86-member Regional Council. CVAG serves as the sub-regional organization holding elections for two of the Regional Council districts (District 2 and District 66). CVAG also appoints members to represent the region on SCAG's policy committees: Community, Economic, and Human Development; Energy and Environment; and Transportation.

In the spring of 2019, CVAG's Executive Committee appointed Desert Hot Springs Councilmember Jan Pye to the Community, Economic, and Human Development Committee and Indio Councilmember Oscar Ortiz to the Energy and Environment Committee. The Executive Committee in 2019 also acknowledged that the appointments should be reviewed on occasion and established a two-year term for each of the committee representatives. The current terms are now ending and CVAG staff is seeking appointments for the next two-year term.

SCAG's Energy and Environment Committee considers issues pertaining to air quality, water quality, solid and hazardous waste, habitat preservation, environmental justice, and environmental impact analyses. The Community, Economic, and Human Development Committee studies matters regarding regional issues of community, economic and human development and growth.

At the May 13th meeting, CVAG's Energy and Environment Committee reviewed the appointment and nominated Councilmember Ortiz to continue in his role as representative to SCAG. At the Homelessness Committee meeting on May 19th, Councilmember Pye indicated her desire to allow another committee member the opportunity to represent CVAG. The Homelessness Committee discussed the position, and nominated Indio Mayor Pro Tem Waymond Fermon to the position, with Cathedral City Councilmember Mark Carnevale offering to serve as an alternative.

Fiscal Analysis: There is no financial impact to CVAG, and any per diems for these meetings are paid for by SCAG.

ITEM 6C

Coachella Valley Association of Governments
Executive Committee
June 7, 2021

Staff Report

Subject: **Update to CVAG's By-Laws**

Contact: Joanna Stueckle, Executive Assistant/ Clerk (jstueckle@cvag.org) and
Erica Felci, Assistant to the Executive Director (efelci@cvag.org)

Recommendation: Approve amendments to the CVAG's By-Laws to update the rotation of the CVAG chairmanship and reflect current membership

Administrative/ Personnel Committee: CONCURS (Meeting of April 19)

Background: In 2019, the CVAG Executive Committee discussed the need for a more formal process of choosing the incoming officers. This led to an update to the CVAG By-Laws, which established a rotation that would elect a member jurisdiction's representative rather than a specific individual. The original rotation established by the 2019 By-Laws is as follows: *Agua Caliente Band of Cahuilla Indians, Indio, Cabazon Band of Mission Indians, Palm Springs, Coachella, Desert Hot Springs, Rancho Mirage, Riverside County's Fourth Supervisorial District, Blythe, La Quinta, Palm Desert, Cathedral City, Indian Wells, and Riverside County's Fifth Supervisorial District.*

The By-Laws outlined that new members would be added last in order to the rotation once their Joint Powers Authority addendums are finalized. In December 2019, the CVAG Executive Committee approved the addendum to the Third Amendment and Restatement of the CVAG Joint Powers Agreement, which establishes the Torres Martinez Desert Cahuilla Indians as formal members, and direct the Executive Director to distribute to member jurisdictions for approval. The necessary approvals have been secured by CVAG's member jurisdictions, and the Torres Martinez are now formal members. CVAG is also in the process of circulating a second JPA addendum to add the Twenty-Nine Palms Band of Mission Indians as members.

The officer rotation that is outlined in the By-Laws also provided a stipulation that "commencing in fiscal year 2020/2021, the jurisdiction next in order to serve as an officer will be passed over and moved to the end of the rotation if its representative or alternative have not attended seventy-five percent or more of the Executive Committee meetings in the previous year." In June 2020, when selecting this year's officers, the Executive Committee and General Assembly passed over the Cabazon Band of Mission Indians, who representative had only attended one meeting in fiscal year 2019/2020. That led to the City of Palm Springs being elected as the CVAG Vice Chair this year.

Based on these actions, CVAG staff is recommending a minor adjustment to the By-Laws in order to clarify the officer rotation.

SECTION 2 - OFFICERS

A. The officers of the General Assembly, elected by a majority vote thereof, shall be a Chairman and Vice-Chairman, who shall be elected annually before July of each year. To be eligible for nomination and election, said officer shall be a member of the Executive Committee, having been so designated in accordance with Article III. Section 1 - B. of these By-Laws.

B. The Executive Committee, as defined in Article III, shall recommend nominees for Chairman and Vice-Chairman. Ordinarily, the Vice-Chairman will succeed the Chairman at the conclusion or his or her term of office. Except as provided below, the nominees shall be rotated among the member agencies in the following order: Agua Caliente Band of Cahuilla Indians, Indio, Cabazon Band of Mission Indians, Torres Martinez Desert Cahuilla Indians, Twenty-Nine Palms Band of Mission Indians, Palm Springs, Coachella, Desert Hot Springs, Rancho Mirage, Riverside County's Fourth Supervisorial District, Blythe, La Quinta, Palm Desert, Cathedral City, Indian Wells, and Riverside County's Fifth Supervisorial District. New members will be added last in order to the rotation. ~~Commencing in fiscal year 2020/2021,~~ The jurisdiction next in order to serve as an officer will be passed over and moved to the end of the rotation if its representative or alternative have not attended seventy-five percent or more of the Executive Committee meetings in the previous year. Based on a recommendation of the Administrative/Personnel Committee, the Executive Committee may in making its nominations deviate from the strict rotation set forth above if determined to be in CVAG's best interests.

C. The Chairman and Vice-Chairman shall not be representatives of the same member governments.

D. Should an officer be unable to serve for any reason, he or she may be replaced by governing body of the member jurisdiction which he or she represented on the Executive Committee. The replacement, who shall be the officially designated representative of the member agency, shall serve out the remainder of the officer's term.

E. The Chairman of the General Assembly shall preside at all meetings of the General Assembly and Executive Committee. In the absence of the Chairman, the Vice-Chairman shall perform all the duties of the Chairman. In the absence of both the Chairman and Vice-Chairman, the General Assembly or Executive Committee shall choose one of its voting members to chair the meeting for that day only.

With approval, this language will be presented to the 2021 General Assembly for ratification.

Fiscal analysis: There is no fiscal impact as the CVAG Chairman and Vice Chairman receive the same per-diem as other Executive Committee members.

ITEM 6D

Coachella Valley Association of Governments
Executive Committee
June 7, 2021

Staff Report

Subject: **Rotation of the Finance Committee members**

Contact: Claude T. Kilgore, Director of Finance/Administration (ckilgore@cvag.org)

Recommendation: Appoint Cathedral City Mayor Raymond Gregory and Torres Martinez Desert Cahuilla Indians' Tribal Administrator Shawn Isaac to serve on the Finance Committee

Finance Committee: CONCURS (Meeting of May 25)

Background: The CVAG Executive Committee established an Audit Committee on April 30, 2018 that is made up of three city managers and three Executive Committee members. The Audit Committee historically meet prior to the start of audit fieldwork to suggest any particular review areas for the engagement as well as to review, receive, and file the independent auditor's report over the combined annual financial report. After CVAG transitioned its Technical Advisory Committee into an informal working group, the Audit Committee began to take on more financial oversight. In order to reflect these additional responsibilities, the CVAG Executive Committee in September 2019 renamed it the Finance Committee and formally expanded the committee's responsibilities.

At the Finance Committee meeting on February 20, 2020, CVAG staff sought direction from the Finance Committee on how to select members moving forward each fiscal year. The Committee recommended that the two longest serving members – one elected official and one city manager – should be rotated off on a yearly basis, which means that each member will serve for three years. This allows the Committee to retain working knowledge and work cohesively while gaining new input.

At the Finance Committee meeting on May 27, 2020, the Finance Committee discussed the rotation and decided on the following schedule based on the Committee's membership at that time: (FY listed is last year on Committee):

FY 2020 - Councilmember Lupe Ramos-Amith and City Manager Bill Pattison
FY 2021 – Mayor Linda Evans and City Manager Chuck Maynard
FY 2022 – Mayor Richard Balocco and City Manager Isaiah Hagerman

In 2020, as part of the rotation, Palm Desert Councilmember Sabby Jonathan and Palm Springs Director of Finance Nancy Pauley were added to the Finance Committee. Due to the retirement of Mr. Maynard, new Desert Hot Springs City Manager Luke Rainey has joined the Finance Committee for the remainder of the term.

At the May 25, 2021 meeting of the Finance Committee, staff sought nominations of an elected official and a city manager to replace the outgoing members on the CVAG Finance Committee, who are Mayor Evans and Mr. Rainey. The term would start on July 1, 2021. In order to ensure regional representation and give all jurisdictions an opportunity to serve on the Finance Committee, staff recommended that the two vacant positions be filled from the following jurisdictions:

- Blythe
- Cathedral City
- Coachella*
- Indio*
- County of Riverside
- Agua Caliente Band of Cahuilla Indians
- Cabazon Band of Mission Indians
- Torres Martinez Desert Cahuilla Indians

*Previously served, but not currently on the Committee.

The Finance Committee nominated Cathedral City Mayor Raymond Gregory and Shawn Isaac, who is Tribal Administrator for the Torres Martinez Desert Cahuilla Indians. Both are willing to serve on the Finance Committee, and staff supports the recommendation.

Fiscal Analysis: There is no fiscal impact.

ITEM 6E

Coachella Valley Association of Governments
Executive Committee
June 7, 2021

Staff Report

Subject: **CVAG Representative on Riverside County's Emergency Medical Care Committee**

Contact: Erica Felci, Assistant to the Executive Director (efelci@cvag.org)

Recommendation: Appoint Indio City Manager Bryan Montgomery to serve as CVAG's representative on Riverside County's Emergency Medical Care Committee for the remainder of the term, which ends on June 30, 2022

Public Safety Committee: Nominated City Manager Montgomery (Meeting of May 10th)

Background: The 17-member Emergency Medical Care Committee (EMCC) advises the Board of Supervisors on all aspects of emergency medical care within the County and reports to the Board on observations and recommendations concerning the feasibility and content of emergency medical care programs within the County. Committee members are appointed by the Board of Supervisors for staggered three-year terms. Members serve without compensation.

EMCC meetings are usually held quarterly. Per Riverside County Board of Supervisors Resolution 2013-062, CVAG shall nominate a city manager to represent the organization on the EMCC. Randal Bynder, then-City Manager from the City of Rancho Mirage, served as the CVAG representative starting in 2013. After Mr. Bynder retired, Indio City Manager Mark Scott became the representative. Mr. Scott is now retiring, which leaves a vacancy.

The current term goes through June 30, 2022. At the May meeting of the Public Safety Committee, CVAG sought recommendations for an appointment. The Committee unanimously supported new Indio City Manager Bryan Montgomery for the position.

Fiscal Impact: There is no cost to CVAG for this position.

Attachment: Riverside County EMS Agency Administrative Policy 8201

RIVERSIDE COUNTY EMS AGENCY	Administrative Policy	8201
	Effective April 1, 2019	Expires March 31, 2020
Policy: **Emergency Medical Care Committee**	Approval: Medical Director **Reza Vaezazizi, MD**	Signed
Applies To: **EMS System**	Approval: Deputy EMS Administrator **Trevor Douville**	Signed

PURPOSE

The purpose of this policy is to define the membership, rules of operation, and functions of the local Emergency Medical Care Committee (EMCC).

AUTHORITY

California Health and Safety Code - Division 2.5, Chapter 4, Article 3, Sections 1797.270 - 1797.276
Resolution 2013-052 of the Board of Supervisors of the County of Riverside

Emergency Medical Care Committee

The Board of Supervisors of the County of Riverside originally established the local EMCC on October 15, 1985. The composition of the EMCC was last amended by Resolution 2013-052, dated March 12, 2013.

The Riverside County Emergency Medical Care Committee shall consist of seventeen members, all nominated members are to be appointed by the Board of Supervisors and the composition of this committee is as follows:

1. One Emergency Department Physician, practicing in a hospital located within Riverside County nominated by the Prehospital Medical Advisory Committee (PMAC);
2. One representative from the Hospital Association of Southern California (HASC) to be the Vice President of the Inland Regional Office;
3. One Physician representative of the Riverside County Medical Association (RCMA) nominated by that organization;
4. One representative from the County contracted emergency ground ambulance provider that serves a majority of the County's Exclusive Operating Areas (EOAs);
5. One representative from the Ambulance Association of Riverside County nominated by that organization;
6. One representative from the County's permitted air ambulance providers nominated by the air ambulance permitted providers;
7. One Fire Chief representing the Riverside County Fire Chiefs Association (RCFCA) nominated by that organization;
8. One city manager from the Coachella Valley Association of Governments (CVAG) nominated by that organization;
9. One city manager from the Western Riverside Council of Governments (WRCOG) nominated by that organization;
10. One representative of the Riverside County Law Enforcement Agency Administrators' Association (RCLEAAA) nominated by that organization;
11. One prehospital representative of PMAC nominated by that committee;
12. One representative of the Riverside County Fire Department; appointed by the Riverside County Fire Chief; and
13. One member-at-large from Riverside County Supervisorial District 1;
14. One member-at-large from Riverside County Supervisorial District 2;
15. One member-at-large from Riverside County Supervisorial District 3;
16. One member-at-large from Riverside County Supervisorial District 4;
17. One member-at-large from Riverside County Supervisorial District 5.

Nominated members and members-at-large shall serve a three year term with staggered expiration dates so that no more than one-third of the membership may require replacement or reappointment at any one time. The Committee shall choose its chairperson and vice-chairperson annually, and shall determine the time and place for regular meetings of the Committee.

A quorum shall consist of one more than half the number of filled committee positions. Action taken shall require the affirmative vote of a majority of those present. The Chairman votes only in case of a tie.

The Committee shall perform the functions of an Emergency Medical Care Committee defined by the California Health and Safety Code, Division 2.5, Chapter 4, Article 3, Sections 1797.274 and 1797.276:

> *The emergency medical care committee shall, at least annually, review the operations of each of the following:*
>
> *a. Ambulance services operating within the county.*
> *b. Emergency medical care offered within the county, including programs for training large numbers of people in cardiopulmonary resuscitation and lifesaving first aid techniques.*
> *c. First aid practices in the county.*
>
> *Every emergency medical care committee shall, at least annually, report to the authority, and the local EMS agency its observations and recommendations relative to its review of the ambulance services, emergency medical care, and first aid practices, and programs for training people in cardiopulmonary resuscitation and lifesaving first aid techniques, and public participation in such programs in that county. The emergency medical care committee shall submit its observations and recommendations to the county board or boards of supervisors which it serves and shall act in an advisory capacity to the county board or boards of supervisors which it serves, and to the local EMS agency, on all matters relating to emergency medical services as directed by the board or boards of supervisors.*

The Committee shall serve in an advisory capacity for the Board of Supervisors concerning all aspects of emergency medical care within the County and report to the Board in conjunction with its review of the various aspects of the emergency medical care within the County. The Committee shall report to the Board of Supervisors its observations and recommendations concerning the feasibility and content of emergency medical care programs within the County in conjunction with cities within the County, other counties, the State and the United States.

Except for Supervisorial appointees, each organization may designate an alternate to serve in the event of an absence by that organization's primary member.

The EMCC shall prepare an annual report to the Board of Supervisors on the current and anticipated condition of Emergency Medical Services (EMS) and EMS system operation within the County.

ITEM 6F

Coachella Valley Association of Governments
Executive Committee
June 7, 2021

Staff Report

Subject: **County Resources for the CV Housing First Program**

Contact: Erica Felci, Assistant to the Executive Director (efelci@cvag.org)

Recommendation: Authorize the Executive Director to negotiate and execute Amendment #2 to the agreement between CVAG and Riverside County for strategic planning and implementation of regional homelessness services, extending the term of the contract for Government Affairs and Public Policy Advisor Greg Rodriguez through June 30, 2022, with an optional second year, for an additional $30,000 annually

Homelessness Committee: CONCURS (Meeting of May 19th)

Background: Greg Rodriguez, Government Affairs and Public Policy Advisor for Riverside County Supervisor V. Manuel Perez, has been contracted to help CVAG with regional homelessness programs since 2019. The staffing agreement was supported by Supervisor Perez, who initially approached CVAG with the offer to help implement some of the recommendations in Barbara Poppe's report, which established a blueprint for how the Coachella Valley could better address homelessness. The staffing arrangement was also supported by the Desert Healthcare District/Foundation Board.

Mr. Rodriguez's role involved working with stakeholders to define the collaborative and map out a course to transition oversight of regional homelessness initiatives like CV Housing First from CVAG to a regional collaborative. Mr. Rodriguez would also lead implementation of other recommendations from the Poppe report, including using established connections to identify needed resources and break down administrative or operational barriers, as well as serve as the main point person for regional issues related to homelessness.

In April 2019, the CVAG Executive Committee supported the recommendation from the Homelessness Committee to enter into an agreement with the County for Mr. Rodriguez's time. The agreement was for a not-to-exceed amount of $90,000 for one year, with an option to renew the agreement for a second year. The agreement also stipulated that Mr. Rodriguez would spend 75 percent of his time on homelessness, particularly the collaborative.

The original agreement had an option to renew for a second year, which was authorized in September 2020 at the same time that the CVAG Executive Committee authorized the transition of the CV Housing First program to one that is operated in-house. A few months later, the CVAG Homelessness and Executive Committees also acknowledged some of the challenges that had been encountered in building a collaborative, particularly in terms of securing resources and buy-in from other providers and collaborative partners. In December 2020, the CVAG Executive Committee in December authorized the Executive Director to shift focus from creating a formal collaborative structure in the Coachella Valley and instead support the regional efforts being pursued by Riverside County and the Continuum of Care, which is an organization that redistributes pooled resources for homelessness response across Riverside County.

In line with CVAG's new policy direction, Mr. Rodriguez's time in recent months has focused on coordinated responses to homelessness and issues, not a formal collaborative. He attends CVAG's internal staffing meetings and represents the CV Housing First program at external meetings. Most importantly, Mr. Rodriguez has played a critical role in helping CVAG transition its program to one led by staff. He has helped the CVAG team identify to funding sources and access countywide resources. This includes a partnership with the County where the provides Project Roomkey units – which are hotel units for homeless individuals – that the CV Housing First team can directly manage for its own clients. This allows CVAG to help additional clients without signing additional leases and paying for more units.

A draft scope of work, which would be incorporated into Amendment #2, is attached. CVAG staff is recommending a second amendment to the agreement that would extend the agreement for Mr. Rodriguez through June 2022, and provide the Executive Director the option to renew the agreement for a second year if needed.

The staffing arrangement would allow CVAG to have a dedicated resource to ensure its program is coordinating with other services in the region. It also would allow CVAG to further refine its program to be aligned with mental health and behavioral health services. CVAG's focus is on the CV 200 clients, who are chronically homeless individuals who are often frequenting emergency rooms or engaging with public safety officers for help. CVAG's recently approved Memorandum of Understanding with the Desert Healthcare District/ Foundation, which provides $500,000 for the program, also outlines a desire to have clear metrics for the CV Housing First program to align it with public health goals. Part of Mr. Rodriguez's role will be to help CVAG coordinate with the District/ Foundation staff on health-related program metrics, which provides additional tracking on the work CVAG is doing to connect CV 200 clients to mental and behavioral health programs as well as social services. His work would also include developing and implementing programs that coordinate the CV 200 services with respite care and discharge planning in the Coachella Valley.

Fiscal Impact: CVAG staff is recommending Amendment #2 have an annual not-to-exceed amount of $30,000. This is a smaller annual amount than previous years, reflecting CVAG's policy direction and need for continued collaboration at a countywide and regional level. The funds will be allocated from the CVAG homelessness fund and would be incorporated into CVAG's Fiscal Year 2021/22 Budget.

Attachment: Scope of work for Amendment #2

Regional Homelessness Services and Collaboration
Year Three Workplan

Goal: To provide additional resources for strategic planning and implementation of regional homelessness services, particularly as it pertains with collaborating with the health-related metrics of the CV Housing First program and the services provided to its CV 200 clients.

Scope of Services

- Represent the CV Housing First program in countywide and regional meeting and conversations, including utilizing Riverside County relationships and positions within the Continuum of Care (CoC) and Board of Governance (BOG) to implement regional approaches
- Identify and implement public/private partnerships in the CoC and BOG strategic plan and action plan process.
- Provide staff support and guidance with CVAG staff on full implementation of CV Housing First program, services to the CV 200 and the implementation of the mobile access center.
- Continue to enhance and develop further collaboration of Coachella Valley service providers in conjunction with the regional and collaborative efforts of Riverside County.
- Identify and secure resources from current and future County, State, and Federal homelessness allocations for CV Housing First and other Coachella Valley-specific programs and services.
- Develop and implement healthcare-focused metrics for the CV Housing First program in partnership with he Desert Healthcare District/ Foundation, including data tracking and quarterly reports.
- Establish and help implement program guidelines for the CV 200 in conjunction with respite care and discharge planning across the Coachella Valley, which can further coordinate homelessness services and housing placement needs.
- Expand public outreach and communication strategies to inform elected officials, business organizations, community-based organizations and the public at large of the available homelessness resources and services as well as highlight the successes of the CV Housing First program.

ITEM 6G

Coachella Valley Association of Governments
Executive Committee
June 7, 2021

Staff Report

Subject: **Website Redesign for CVAG and the CVCC**

Contact: Katie Barrows, Director of Environmental Resources (kbarrows@cvag.org)

Recommendation: Authorize the Executive Director to negotiate and execute a services agreement with eBizUniverse, Inc. to complete website redesign for CVAG and the Coachella Valley Conservation Commission (CVCC), at a cost to CVAG of $6,425 and a cost to CVCC of $4,825, for a total project cost not to exceed $11,250

Background: Both CVAG and the Coachella Valley Conservation Commission (CVCC) use their websites to interface with the public, member agencies, contractors, and partners and share important documents and information necessary to keep a variety of programs and events running successfully. Both websites are outdated and long overdue for an update.

On March 17, 2021, CVAG and CVCC jointly released a Request for Proposals (RFP) seeking a team of consultants to complete a website redesign for both the CVAG and CVCC, which serves as the website for the Coachella Valley Multiple Species Habitat Conservation Plan (CVMSHCP). The primary objectives of the redesign project are to develop updated websites that are professional, easy to navigate, and better highlight the diverse and innovative programs that CVAG and CVCC are involved with. Additionally, the project will ensure the redesigned websites are easy for staff to update and change.

The deadline for submittal of proposals was on April 7, 2021. Proposals were received from 17 firms. An evaluation committee was established to review these proposals and make a recommendation for a selected consultant. A committee comprised of three CVAG staff members narrowed down the proposals to the top contenders, which were then reviewed by CVAG's IT consultant and by Brooke Beare, City of Indio's Director of Communications & Marketing. The high number of responses made it a competitive process including evaluations by the selection committee members. Interviews were held with the top-scoring vendors.

Following the evaluation and interviews, the committee concurred that eBizUniverse would be able to successfully complete both website redesigns at the lowest cost. The proposal from eBizUniverse included everything desired in the scope of work and also had relevant experience with government websites managed by staff. All five evaluators rated eBizUniverse as their top choice.

The scope of services included in this contract include the following:

- kickoff meeting,
- analysis and planning,
- finalization of requirements,

- a website architecture/structure document,
- website layout design/wireframes,
- migration plan,
- website development in WordPress,
- migration of applicable content from the existing website,
- onsite search engine optimization and keyword optimization,
- usability testing, training and documentation,
- website analytics and reports,
- website launch checklist,
- deployment of the website on the client's domain, and website hosting for 12 months from the date of the website launch.

The plan is for the website to include an easy-to-use content management system (CMS), responsive and ADA compliant design, built-in security, website access and logins, website forms, photo gallery, website search, embedded social media, and blogging feature. The website design will include unlimited revisions prior to approval of design. Once the design is approved, it will be considered as the final design and website development will commence.

Staff has had discussions with eBizUniverse to ensure that additional costs are not anticipated; any additional tasks or cost would require a written amendment to the services agreement, approved by both parties. The proposed timeline for the scope of work and completion of each website is estimated at ten weeks from the project kickoff. The CVAG website redesign will be completed first, followed by the CVCC website redesign.

This contract will be presented to the Coachella Valley Conservation Commission at their June 10, 2021 meeting for their consideration.

Fiscal Analysis: The total project cost presented in the attached eBizUniverse proposal is $11,250. Project costs would be shared by CVAG and CVCC. The CVAG share of $6,425 has been incorporated into CVAG's current budget. The CVCC share is $4,825 is covered in CVCC's Fiscal Year 2020/2021 budget.

Attachments:

1. eBizUniverse Website Redesign Proposal

Coachella Valley Association of Governments & Coachella Valley Conservation Commission

Website Redesign - Proposal

Submitted by: eBizUniverse, Inc.
Phone: 847-220-9541
Authorized Representative: Thomas B. Varghese
Thomas@ebizuniverse.com

April 7th, 2021

Coachella Valley Association of Governments
73-710 Fred Waring Dr., Suite 200
Palm Desert, CA 92260

Response Date: April 7th, 2021

Coachella Valley Association of Governments,

On behalf of the eBizUniverse team, thank you for the opportunity to provide the enclosed website redesign proposal for Coachella Valley Association of Governments and Coachella Valley Conservation Commission.

eBizUniverse is an award-winning Digital Marketing Agency with over 14 years' experience and a team of 10 hardworking members. We are committed to our partners and bringing them closer to their goals. We work with a wide range of clients including both small and large organizations, higher education institutions and government organizations. eBizUniverse has extensive proficiency and is exceptionally skilled in all aspects of digital marketing specifically website redesign.

We understand your project is important, this meaningful work is what excites us!
An organization's website is a vital asset. It is critical your website is responsive, user-centric, visually compelling and intuitive. It is imperative your team feels confident and comfortable managing your redesigned websites. We go above and beyond when it comes to training and communicating effectively. Before we hand off your newly redesigned websites, we ensure your websites are up to date and have the most modern plugins.

Team eBizUniverse understands CVAG promotes a better quality of life and balanced growth for residents of central and eastern Riverside County. Our team will redesign your websites to reflect that accordingly. We will modernize and create visually appealing websites that provide information about these agencies in an inviting and easily accessible manner.

Please feel free to contact me should you need additional information as I will be the primary point of contact, the authorized person to negotiate the contract and the person to be contacted for proposal clarification. I can be reached on my cell phone at 773-257-3249.

We would be honored to partner with **CVAG**.

Thank you for your time and consideration.

Best Regards,

Thomas B. Varghese, CEO, eBizUniverse, Inc.
1501 Woodfield Road, Suite 201N, Schaumburg, IL 60173
Thomas@eBizUniverse.com
eBizUniverse.com

© 2021 eBizUniverse

Cover Letter 2

Capability Statement 4

Meet Our Team 8

Proposal Summary 10

The eBizUniverse Way 12

Website Design Process (High Level) 13

Timeline Plan 14

Experience on Comparable Projects 22

Additional Reference 25

Pricing 25

© 2021 eBizUniverse

CORE COMPETENCIES

- Website Redesign & Implementation
- Website Design & Development
- Digital Marketing
- Internet Marketing / Media Advertising
- Local SEO
- Media Buying Services / Advertising (Radio, TV, Digital Billboards...)
- Mobile Apps / Mobile Web
- Mobile Marketing
- Online Reputation Management (ORM)
- Pay Per Click Management (PPC)
- Search Engine Optimization (SEO)
- Social Media Marketing (SMM)
- Software Development / Web Applications
- Video Production & Video Marketing



PAST PERFORMANCE

Partial Client List:

- Chicago Public Schools
- Elmhurst University
  Elmhurst is a private University in Illinois
- New Mexico Army National Guard
- New York Army National Guard
- City of Chicago
- State of Illinois - Several Agencies
- Texas Veterans Commission
- Arthur Murray
  World's Largest Dancing Franchise
- Mattress Firm
  Chicago's Largest Mattress Chain
- Black Women's Expo
  Largest Expo for African American Women
- Chicago Prostate Cancer Center
  Chicago's Largest Prostate Facility

DIFFERENTIATORS

- Ability to Handle Large Accounts
- Advanced Staff Skillset & Expertise
- Dedicated Account Manager for Client
- Detailed Reporting with Lead Tracking
- Flexible Pricing
- Personal Attentive Service
- ROI Tracking at Every Step
- Superior Digital Marketing Expertise
- Complete Custom Plan to Fit your Project
- Flexible to Quickly Adapt to Changes
- Real-Time Optimization
- Cater to YOUR Unique Needs
- Specialize in Website Redesign
- Industry Experts

© 2021 eBizUniverse

COMPANY DATA

Business Codes

DUNS: 828461256

EIN: 20-8396800

CAGE CODE: 7W7V5

Website: www.eBizUniverse.com

Email: ebizuniverse@gmail.com

Address: 1501 Woodfield Road
Suite 201N
Schaumburg, IL 60173

Tel: 847-220-9541

Certifications:

- IL – BEP MINORITY CERTIFIED
- SMALL BUSINESS SET ASIDE
- Disadvantaged Business Enterprise (DBE)
- Federal Government Contractor

Applicable NAICS Codes:

541810	Advertising Agencies
541890	Advertising Specialty
541860	Mail Advertising Services
541850	Display Advertising Services
541611	Management Consulting
541613	Marketing
541830	Media Buying Agencies
541850	Outdoor Advertising
611430	Development Training
541820	Public Relations Agencies
541511	Web (Internet) Page Design Services
512110	Video Production
512191	Post-Production Services
541512	Computer Systems Design Services

© 2021 eBizUniverse

HISTORY

- **eBizUniverse is an award-winning Digital Marketing agency**
- Continues to grow & thrive since our establishment
- Led by a group with project management experience at "Big 4" Consulting Firms & Fortune 500 companies

YEAR FOUNDED

2007

LEGAL NAME

eBizUniverse, Inc.

ADDRESS

1501 Woodfield Road, Suite 201N, Schaumburg, IL 60173

RELEVANT CERTIFICATIONS

- BEP Minority Certified, State of Illinois (Business Enterprise Program)
- DBE Certified (Disadvantaged Business Enterprise)
- Federal Government Vendor & Small Business Certified
- Preferred Digital Marketing Vendor for University of IL System (One of only 6 agencies)
- Small Business Set Aside

RECENT NOMINATIONS

- Awarded 1 of the Top 20 Digital Marketing Agencies among 682 Chicago agencies
- City of Chicago's Social Media Management agency for The Taste of Chicago, Blues Festival & all other major Chicago events
- One of 6 Digital Marketing Companies selected by University of IL system
- Won Best Digital Marketer of the Year in 2017 by US Congressman Danny K. Davis

PROJECT MANAGERS

Thomas B. Varghese
Matthew Knopoff

WORTHY MENTIONS

- City of Chicago's preferred Social Media Marketing Agency
- Federal Government Vendor – Executing Digital Marketing projects for the US ARMY

© 2021 eBizUniverse

With a small strategist-to-client ratio, we provide white glove, high-touch premium performance.

Our focus is providing excellent service and results.
We are fully capable and committed to cooperate with other consultants & organizations in a collaborative setting.
Please see our examples to see how our proven track record of working with consultants has been successful.

We work collaboratively with our clients and offer solutions that help grow their businesses.

We successfully executed similar campaigns with:

- New York Army National Guard,
- New Mexico Army National Guard
- The City of Chicago
- Illinois Liquor Commission
- Illinois State Board of Education
- & Other amazing clients

View Our Portfolio: ebizuniverse.com/portfolio

eBizUniverse



© 2021 eBizUniverse

Cell Phone Numbers of eBizUniverse Team Members Will Be Provided – We are Always Available

THOMAS B. VARGHESE

Primary Contact, CEO/Founder & Chief Digital Marketer

- Oversees all aspects of eBizUniverse
- The Founder, the architect & the driving force behind the company
- Day-to-day duties include managing projects, staff, client communication/satisfaction & ensuring project success
- Customer satisfaction is at the top of his list
- Consults with clients helping them formulate effective digital campaign implementations, social media and marketing strategies that result in massive engagement
- Over 16 years' experience in the IT industry
- Worked for "Big 4" consulting firms & Fortune 500 companies advising IT solutions, Project Management & Strategy
- Invited to speak at seminars & expos on topics from Digital Marketing, Social Media & launching your business online
- Frequently mentioned in the media for his expert advice, featured in ABC & NBC News
- **Featured on CBS Chicago**
  https://cbsloc.al/3qr2Kr3

MATT

Project Manager & Digital Specialist

- Experienced Digital Marketer
- Specializes in Social Media Strategies
- Expert in creating Social Media Messages, Social Media advertisements, Social Media banners & creating and building successful campaign plan.
- Over seven years of experience in Digital Marketing for a variety of clients including Bedding Experts, Black Women's Expo, Illinois Liquor Commission etc.
- Creates & Builds Strategic Plans
- Content Development
- Creative Strategist
- Campaign Planner
- Certified Media Buyer/Placer
- Ad Setup & Management
- Digital Marketer & Video Marketer

ANDREW

Senior Web Developer

- Seasoned in project management
- Builds & Maintains social media apps
- Executes advanced social media campaigns
- Manages execution process
- Creates social media apps from scratch that can automatically Poll users based on a proprietary algorithm
- Builds & Optimizes Custom Websites
- Ensures Websites & Applications are Bug Free
- Protects Data & Information from Hackers
- Coding Professional

KATIE

Marketing Coordinator

- Experienced Copywriter & Copyeditor
- Skilled in Storyboarding
- Talented in Concepting Creation
- Proficient in Scripting
- Maintains Campaign Content
- Proofs ads, creatives & website content
- Over 10 years of Project Management Experience

© 2021 eBizUniverse

LISA
Digital Media & Graphics Specialist

- Identifies & Creates Digital Components
- Static – Logos, Pictures, Magazines
- Movement – Animations, Interactive Elements & Movies
- Audio & Visual Effects

NEIL
Lead Videographer & Editor

- SVG animations
- Motion Graphics
- Video & Photo Editing
- Creative Visuals
- Computer Graphics
- Special Effects

RON
Social Media Consultant

- Manage Social Media Campaigns
- Develop & Post Content/Videos
- Improves Engagement
- Drives Sales from Social Platforms
- Expert in emerging Social Media technologies that are now mainstream like TikTok, SnapChat, Instagram, Kik, Periscope, Vine, Merrkat…

RALPH
Senior Videographer

- Creates Film Clips
- Edits Raw Footage
- Closed Captions, Graphics & Text
- One-On-One Interviews
- Indoor/Outdoor B-Roll
- Food Videographer/Photographer

SHANNON
Lead Animator & Editor

- Web Development – Images, Videos, GIFs & SVG Animations
- Motion Graphics
- Video Editing
- Product Developer & App Developer

NATALIA
Digital Media Ad Buy Specialist

- Maintains relationships with media outlets and ensures campaigns get proper exposure
- Expert in identifying the requirements, discovery, requirements gathering and creating requirements document for digital media buying opportunities
- Develops test scripts and builds new testing scenarios for eBizUniverse's clients

© 2021 eBizUniverse

Company Name: Windroot Corporation

- **Address:** 1900 E Golf Road Suite 950, Schaumburg, IL 60173
- **Phone:** 224-535-1199
- **Email Address:** bidyut@windrootcorp.com
- **Contact Person:** Bidyut Shome
- **Description of Services Provided:** Website Design, Digital Advertising: Google Ads, Facebook Ads, Snapchat, Instagram etc. Digital Strategy, Media Plan Creation, consulting and execution.
- **Total Dollar Value of Services Provided:** $42,000
- Date of Services Provided: June 2019 – Ongoing

Company Name: Illinois Liquor Control Commission

- **Address:** 100 W. Randolph St., 7-801, Chicago, IL 60601
- **Phone:** 630-901-6126
- **Email Address:** derekmurphy747@gmail.com
- **Contact Person:** Derek Murphy
- **Description of Services Provided:** Website Design, Media Buying and Placement, Digital Marketing, Social Media Marketing Services, Digital Ad Placements, Web Design & Radio Ads.
- **Total Dollar Value of Services Provided:** $50,000
- **Date Services Provided:** May 2016 – July 2017

Company Name: Rutgers University / Vets4Warriors Program

- **Address:** 151 Centennial Ave, Suite 1300, Piscataway, New Jersey
- **Phone:** 732-570-9475
- **Email Address:** Lloyd.deans@rutgers.edu
- **Contact Person:** Lloyd Deans
- **Description of Services Provided:** Website and Mobile App and Promotion, Digital Marketing, SEM, Social Media Advertising, Mobile App and Explainer/Animated Video Production.
- **Total Dollar Value of Services Provided:** $40,000
- **Date Services Provided:** May 2019- Ongoing

© 2021 eBizUniverse

UNDERSTANDING & ACKNOWLEDGEMENT - PURPOSE

Our team understands the importance of CVAG's websites and their responsibility to inform, educate & engage residents who benefit from the programs coordinated.

CVAG
Regional Council of Government
Regional Road Program / Congestion Mitigation Program
Regional Green Energy Programs &
CV Housing First

CVCC Oversees
Coachella Valley Multiple Species Habitat Conservation Plan (CVMSHCP)



DESCRIPTION

Our team of talented professionals will successfully redesign your websites using WordPress. WordPress is very user friendly; we will guide your team through updates.

The redesigned websites will retain much of the site's current content.

We will create visually appealing, modern layouts to accomplish:

1. **Inviting & Easily Accessible for Team & Site Visitors**
2. **Documents & Information Easily Accessible – Highlight Programs / Accomplishments**
   - **Showcase CVMSHCP - Photos, Images & Videos**
   - **Other Species/Natural Communities Protected by this Visionary Plan**
3. **Accessible to Broad Audiences**
4. **Professional, Clear & Easy to Navigate – Highlights Diverse / Innovative Projects**
5. **Functionality to be Easily Maintained / Updated by CVAG Staff**
6. **Organization & Enhanced Professional Appearance**
7. **Accommodating New Tools & Programs – Automated Fee Calculation Tool & Online Database**

AUDIENCE

CVCC
- Member Agencies
- Project Developers
- State / Federal Wildlife Agencies
- Environmental Groups
- Partner Organizations
- Consultants
- Public
  - Biologists / Biological Consultants
  - Local, State & Federal Resource & Conservation Agencies
  - Resource Agencies

GOAL

Your redesigned websites will include the transfer of existing website content.
Site visitors will have a streamlined process to locate the information easily and efficiently.
Incorporate aesthetically pleasing, professional and modern features.
Websites will comply with the Americans with Disabilities Act (ADA) criteria.

© 2021 eBizUniverse

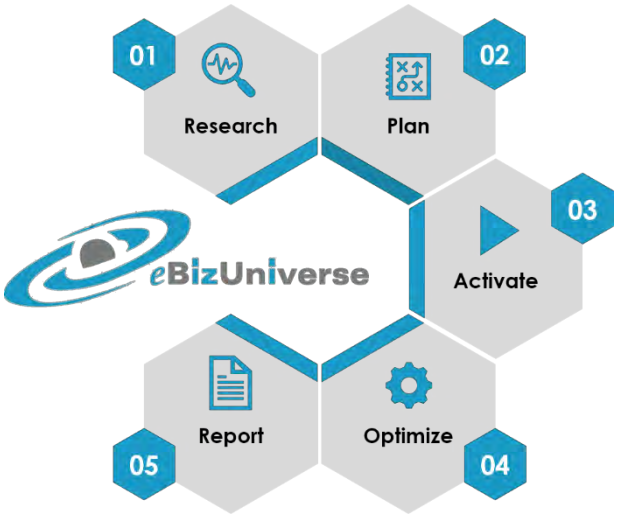

Research what to implement:
- Site Maps
- Key Words
- Graphics
- Plans
- Goals

Implement our creation & optimize

Reporting throughout campaign duration
Metrics including:
- Data
- Charts
- Graphics

DEVELOP AN IMPLEMENTATION WORKFLOW

Align team members & drive a balance between speed and qualify of code changes.

Provide continuous reporting to assess tactics, learnings & potentially creative changes.

TRACK PROJECT SUCCESS

KPI	TRACKING	DATA	MEASURE
Define objectives & corresponding key performance indicators (KPIs)	Create a thorough plan	Gather the correct data	Analyze data & results
Identify key metrics	Ensure all tracking codes are in place & working properly	Verify format to ensure queries are properly running	Pinpoint opportunities to maximize placements
Determine data sources, integration protocol & responsible parties	Verify data & update cadence	Export tools for analysis	Report data & tweaks

© 2021 eBizUniverse

1

Initial Consultation

- Gather Information & Set Goals
- Suggest Website Creatives
- Discuss Design, Look & Feel

Website Design

- Design Based on Desired Look & Feel Per Discussion, Requirements & Scope

2

3

Mock-Ups / Prototype

(UNLIMITED DESIGN REVISIONS ENSURING YOUR COMPLETE SATISFACTION)

- Produce & Submit Mock-Ups / Prototypes for your Review
- Once Approved We Develop Abiding by Goals / Timelines

Migration

- Import Applicable Content from Current Sites to Redesigned Sites

4

5

Testing

- Modules & Forms Will be Tested in Parallel
- Manual White-Box Testing - Address & Fix Bugs & Errors
- Deploy Redesigned Websites & Continue Beta Testing

Revision / Changes

- In Development, After Design Finalization or After Prototype Designing, if Client Changes Functionality/Design, Changes will be Analyzed & Undergo a Change Management Process. Project Plan will be Reworked & Resubmitted with Cost Additions & Time Extensions.

6

© 2021 eBizUniverse

DETAILED TIMELINE PLAN

- **3 Environments:** Redesign / Development, Implementation & Testing / Production
- 3 Static Layouts & Variations
- Access to Analytics & Reporting - Track Website Traffic, User Clicks & Paths
- Advanced SEO & Keyword Optimization
- Layered Photoshop Files into Webpages
- Migration Plans
- Searchability & Marketing Recommendations
- Site Audits & Maps
- Usability Testing Plan & Test Results
- Web Content Needed (Text, Photos, Files...)
- Training of Team Members
- Requirements Document



THE NEW DESIGNS WILL HAVE:

(We follow web 3.0 standard including ADA specifications.)
The features below will be finalized per our meetings.

- Ability to Host Agendas, Audio Files, Calendars & Social Media Feeds
- ADA compliant
- Calls to Action - Homepage & Internal Pages
- Chat Feature & FAQ
- Clean / Easy Navigation, 2-3 Clicks to Destination
- Compatible with Existing Storage Platform & Have Current & Dependable Security Features
- Contact / Staff / Personnel Directory
- Contact Form & Email Update Sign-Up Form
- Creative Graphic Design Elements
- Easy-to-Use Content Management System (CMS)
- Easily Managed & Maintained by CVAG Staff, Add/Removing Pages & Embedded Items
- Entirely Owned by CVAG & CVCC
- Event Calendar, Featuring Photos & Ability to Filter Events by Type
- Functional Use with all Common Software, Browsers & Hardware
- Homepage Video
- Imported All Applicable Content
- Integration for Blog Availability
- Interactive GPS Maps of Communities
- Language Translation
- Minimal Loading Times with Visual Clarity & Screen "Fit" Including Links & Widgets
- Mobile First Approach, Fully Responsive & Accessible on all Devices
- Multi-Media Focus - Videos, Images & Graphics
- Operate Continuously
- Printer Friendly, All Pages
- Search Bar Feature, Search with Results & Suggestions
- State of the Art Design Elements Utilizing Navigational Trends
- Videos, Photos & Photo Gallery
- Visible & Easily Editable Alert Banners - Emergency Messages
- Visually Appealing & Modern Design
- Widget Displaying Live Feed of Social Media Pages

© 2021 eBizUniverse

OVERVIEW OF HOW OBJECTIVES WILL BE MET

Evaluation of Existing Website

We did preliminary evaluation of your current website and we found the current websites have several design gaps that can be significantly improved by our team.
Our teams will work together to identify pages to eliminate & migrate.
Sitemaps will be created & will include all the internal pages/destinations.

BONUS AND INCLUDED FOR NO ADDITIONAL CHARGE *(OPTIONAL)*
Targeted Personal Communication using our own proprietary Lead Nurturing and Marketing Automation System that will Integrate Marketing Automation with Web and Mobile (to automate follow ups of website inquiries).

We will use our proprietary state-of-the-art marketing automation tool that will be integrated with Web and Mobile to track lead submissions, nurturing and closing the leads. The Software has several other features where at the touch of a button you can get more details on the lead. This is an all-in-one communication platform that will triple your lead generation efforts.
The platform is called eBlastMail.com - included as part of this RFP for no additional charge.

EXPLANATION OF WEBSITE REDESIGN

Transition Plan from Current Website

We create a transition plan to move data and URL structures from the current website.
This plan makes the migration 30% faster, smoother and keep page re-directs minimal.
Once cloned, we can choose which of the existing elements should be used in the new website. This will provide both significant time and cost savings.

Functional Specifications at a High Level

EDITING

- Classify any object with categories, tags or meta data to improve search results
- Copy & paste from Microsoft Word
- Easily attach & work with images & photos
- Easily embed video images into website pages
- Provide necessary templates to allow staff to easily create/edit the various content types
- Staff will have the ability to add new photos & pages & add to website navigation

FORMS

- Ability for users to report problems & ask questions
- Provide online fill in permitting form with ability to attach maps
- Provide the ability to create data entry forms with the option to send email notifications

IMAGES & VIDEO

- Create photo albums/galleries that can be embedded into webpages
- Create thumbnail images of photos/images automatically without using its full size
- Ability to automatically close caption videos preferably during the upload process
- Ability to automatically resize images & photos into web-friendly sizes
- Ability to upload & store video files
- Ability to display streaming video feeds
- Centralized image & photo libraries for locations database
- Provide the ability to attach captions to photos

MULTIPLE LANGUAGES

We will ensure that your website is accessible in multiple languages of your choice.

NEWS AND BLOGGING

Blogging & News Functionality Allows Users to Easily Create Blogs, News, Press Releases...

- Provide tools for creating & managing news items & press releases
- News items may or may not contain an image or picture

© 2021 eBizUniverse

SEARCH ENGINE OPTIMIZATION (SEO)

Built with SEO Prioritized, we see a lot of opportunities to improve SEO
We pride ourselves in being one of few web development agencies with a solid grasp on SEO

Based on our assessment, we are certain a 10-12x increase in SEO visibility

- Our 15-step proprietary SEO methodology will be shared & implemented
- Immediately boost traffic from search results.

SEARCH

Powerful search features that enable content & websites data to be searched

- Provide a Powerful Integrated Search Engine that Indexed Managed Content which Allows Ranking or Prioritizing Search Results

SECURITY & WORKFLOW

You will have control over all levels of permission & approval for employees

- Tools for self-service registration & for reminders/resetting of forgotten IDs/passwords
- Provide role-based security that limits access & functionality based on a user's logon
- Provide workflow for approvals of content changes
- **Use the latest security techniques to prevent hacking**
  Military grade encryption ensures your websites meet the highest security protocols
- SLA includes restoring data at no additional cost

SOCIAL MEDIA

- Controls for Internal Team to Share Website Content on Various Social Media Platforms
- Frontpage Social Media Links
- Tools to Embed Social Media Feeds into Website Pages

STATISTICS

- In addition to including Google Analytics, we will include Google Tag Manager, Google Retargeting options, Google Search Console and Facebook Pixel. We will then pull data into our proprietary dashboard which will be one central place where your team can go to see all your reporting data.
- Will include ability to capture and report on website visitor information using Google Analytics
- **24/7 On demand access to our beautiful reporting dashboard is included.** The dashboard pulls in over 100 points of data from Google Analytics, Google Search Console, Tag Manager, Website Forms, Lead Management Module, Social Media Profiles etc.
- See **REPORTING** section below for sample dashboard screenshots.

TRAINING

- Style guide with graphic design standards, font/colors & digital images will be supplied
- Manual will be provided for technical administration of the websites
- Training manual will be provided for content contributors
- A walk-through session can be scheduled any time to walk you through steps involved to make updates, make changes etc. or for any questions your team may have

© 2021 eBizUniverse

Reporting

Sample Dashboard Report

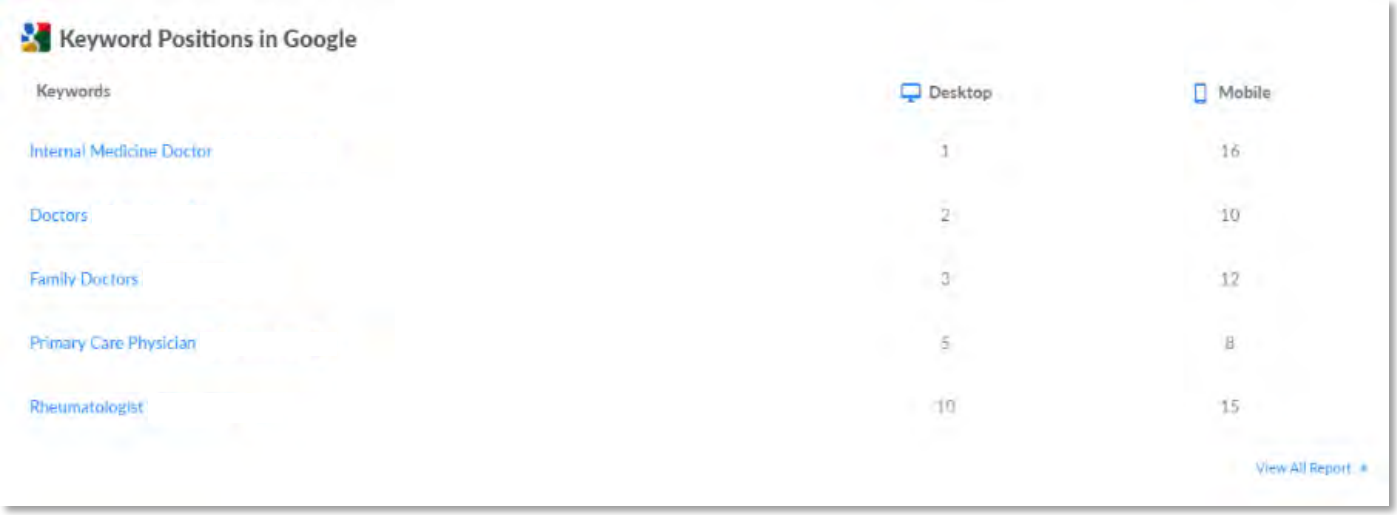

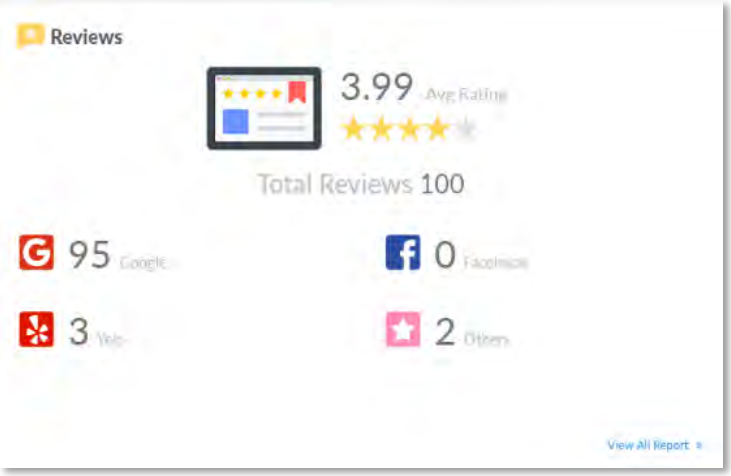

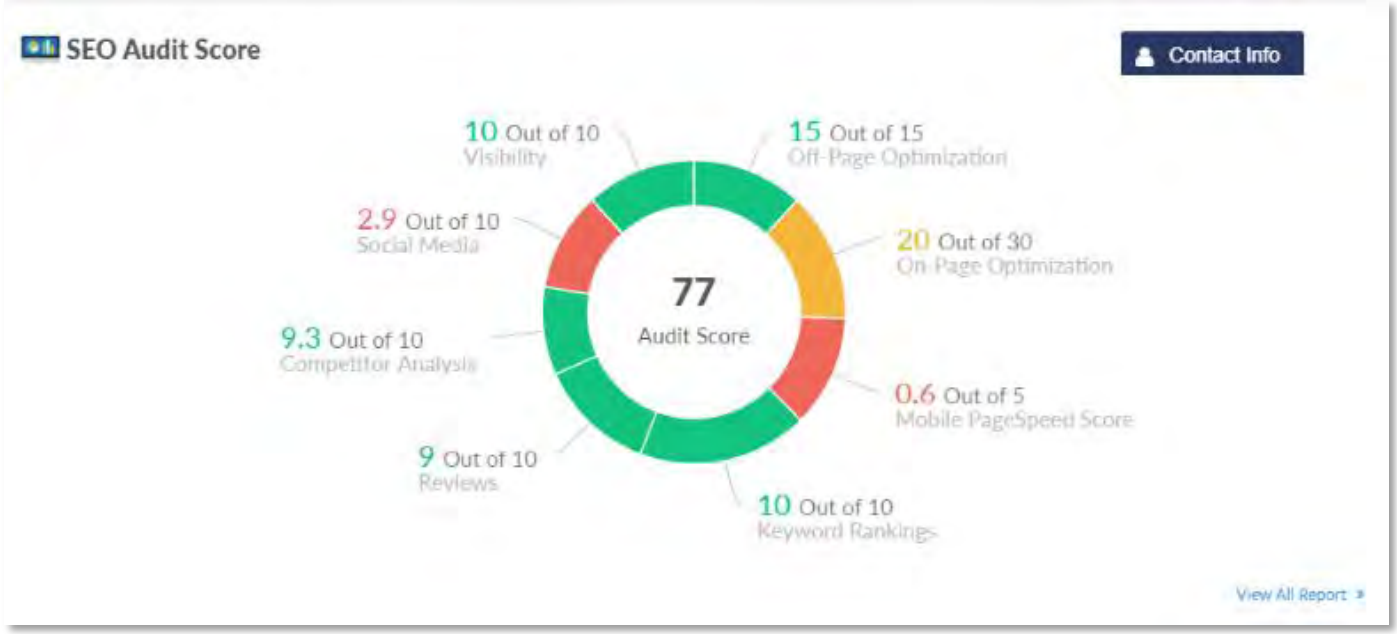

© 2021 eBizUniverse

Below is our Website Migration Process we use for Non-WordPress Websites

Migrating websites can be tricky if not done by a team with expertise.

We have migrated hundreds of websites over the years and follow stringent protocols to ensure the data is intact with minimal downtime.

We ensure any updates & SEO is ported over

1. Planning

- We scope the website migration by seeing what is going to change and what the impacts will be.
- Our migration team includes system administrators, developers, designers, copywriters, project managers and management.
- We have our kick-off meeting with the migration team to identify goals/concerns. These determine a successful migration when we evaluate post migration.
- We create a map of tasks to complete from the start, during and end of the migration. We often choose Tuesdays or Wednesdays, mid-morning to give us most of the day to focus strictly on this migration.

2. Pre-Migration Preparation

- The We define the SEO requirements: URL structure, Meta information (titles and descriptions), Body content and headings, Hreflang, XML Sitemaps, Structured Data (e.g. Schema.org) & Load time
- We evaluate the design. The design prescribes if and where content and links are positioned, this has a huge impact on our SEO strategy.
- **Content Inventory**
- We need to know what content is impacted by the migration. We crawl your site and export the pages including pdfs from your CMS using an analytics software to find which pages are getting traffic.
- **Audit & Identify**
- We pull up the KPIs for each website page and identify which pages are performing the best. We backlink data to indicate if pages will still exist after the migration and if they will be moved, consolidated or even removed.
- This will be particularly important for later when we direct our redirect plan.
- **Fit New Content into Information Architecture**
- If we decide to add new content, it is important we determine if this new content can be part of the existing website architecture or not. If your existing website architecture is not flexible enough to accommodate this new content, we will need to rework your website architecture.
- **Rank-Tracking tool**
- We identified the key pages, already found keywords the pages rank for, we update the rank-tracking tool which ensures we track all keywords your site is ranking for. We monitor to maintain your spot. We triple check we track all important keywords.
- **Redirect**
  Finding which URLs need to be redirected when we launch. We know some pages on your current site may already have redirects in place. We must migrate these over properly otherwise it will drastically negatively impact your SEO. We have a spreadsheet we use that lists the current domains and URLs that are being redirected which will maintain your SEO.
- We make a list of the domains and URLs that are currently redirecting to accurately track and be sure they are redirected again appropriately with the migration. This process will eliminate page errors or AKA 404s. Here is where we inform our entire team what URLs will be changing so its updated across all platforms outside of your website. We have an XML sitemap for your old URLs, it is always good to have a backup.
- When we start the migration, the search engines must fully crawl and index your new site, this crawl might drop your rankings but do not worry this drop is only temporary.
- **Testing**
- Before we go live with your new site, we thoroughly test all functionality. This test site will only be able to be seen by those who know it exist.
- **TTL**
- We lower the time-to-live (TTL) of your DNS records. Having a low TTL allows for a quicker migration and allows for flexibility to roll back the migration just in case.

© 2021 eBizUniverse

3. Pre-Migration Testing

- We test everything we have done so far. This prepares a smooth launch.
- If we are migrating to a domain name that's not in use, we're good to go however if we are migrating to an existing domain name we adjust our host files/local DNS server.
- Testing Redirects – Manually test to make sure they are implemented and working.
- SEO– Make sure the new site is SEO proof by crawling the new site.
- URLs– Triple check all URLs are formatted correctly.
- Headings, Meta Descriptions & Page Titles– Ensure these are in line with SEO strategy
- Content – we make sure all of the pages have the correct content
- Internal Links – we make sure all internal links are updated and point to the new URLs
- We check- Canonical URLs, Robots, Directives, Crawler traps, Structured data, Correct status codes, Broken links, Hreflang, Pagination, Page speed, XML sitemap, Robots.txt. We fix any problems to prepare for launch.

4. Launch!

- This is the most exciting part of migration because we have put in the leg work and are excited to see the new site live. Make the site accessible by removing any previous restrictions.
- Update DNS records to make sure they point to the new site.

5. Post-Migration

- Run through all our checklists to make sure everything is working on the live site. This will help with making sure the tracking and SEO are on track.
- Our team delves deep and then fixes any issues.

6. Post-Migration Follow-Up

- Register your new website properties in Google Search Console and Bing Webmaster Tools and tell them about the XML sitemap.
- Reach out to websites that link to your previous site to have them update their links to direct users to your new site.
- A few days later, we increase the TTL of your new site's DNS records.
- Make your old environment accessible through a sub domain and remove the old staging environment.

7. Post-Migration Monitoring

- KPIs will be monitored to make sure your new website is performing well. Note, this goes way beyond just SEO. We focus on checking the migration went well, meaning checking to see if search engines see your new site and are ranking it.
- Google Search Console to check the number of indexed pages for the old site and new site. Your new site should be performing much better due to SEO.
- We keep a close eye out for any 4xx errors – mainly 404 and 410. We cross check with Google Search Console to see if Google has hit any error pages. If any page errors are found, we fix them immediately and redirect the URLs or update the URL links.

8. Evaluate

- Gather and reflect to step 1 where we discussed the goals and any potential issues. We note what was successful and why.
- Meet with you to discuss your new website. Answer any questions your team has and discuss the new sites overall performance.

© 2021 eBizUniverse

MAINTENANCE & SUPPORT

We Provide a 99.99% Uptime Guarantee

HOSTING, MAINTENANCE & SUPPORT

Our ULTIMATE SUPPORT Services Under This Contract Shall Include:

- 24/7/365 Local Support
- All Maintenance
- Calendaring
- Daily / Hourly Backups
- Daily & Ad Hoc Backups
- Development, Testing, Production & Staging Environment
- Disaster Recovery
- DNS Management
- Form Management
- Free e-Signature Feature (Optional)
- Free Monthly Updates
- Free Sitemap Build & Submission
- Free Software Upgrades (WordPress updates, Plugin updates etc.)
- Free SSL
- Google Indexing
- Mail Gun Integration for Email Forwarding with Statistics, as Needed
- Military Grade Website Form Field Encryption
- Mitigate DDoS /SQL Injection/Brute Force Attacks
- Technical Support to Staff
- Scalable, Dedicated Internet Bandwidth to the Host Server
- SSL Certificates
- Support Via SMS/Text Messages
- Unlimited Page Counts
- Unlimited Support - **You Break, We Fix!** (24/7 Monitoring)
- Unlimited Transfer
- Updating WordPress Plugins
- Upgrades & Patches to Performance, as Needed for Operational & Security Issues
- Web Hosting with Global CDN
- Website Daily Backups
- WordPress Framework Updates

Our servers are leased from highly reputed companies that house the servers in earthquake, flood proof and disaster proof data centers. It includes DDoS protection; guaranteed up-time of 99.9%; development, test and production environments; and connect to the Active Directory.

WEBSITE UPDATES / WORDPRESS MAINTENANCE

WP sites are exposed to vulnerabilities is when a site is not updated to the latest version.
We stay on top of new releases, patches, updates & perform updates immediately.
Updates require the developer to inspect each plugin to make sure they are upgraded.
We monitor & perform necessary updates ensuring your website is up to date.

ONGOING MAINTENANCE

As part of maintenance, you also get free monthly content updates.
Included is our Ultimate Support Plan, read more:
http://www.ebizuniverse.com/clients/hosting-and-maintenance-options/supportoptions.html

WEBSITE SECURITY UPDATES

We take security seriously.
WordPress websites are prone to hacking if not secured properly.
We have secured hundreds of web sites without incidents.

Prevention

- Before migration, we install intrusion detecting plugins that detects unauthorized access.
- Immediate notification emails are sent of any foiled attempts.
- **Example:** Prevent anyone from attempting more than 3 times if a password is incorrect, block based on IP, country, block known IPs etc.
- Server comes with DDOS / SQL Injection / Brute Force prevention, one of the highest levels of protection that offers protection at different levels.

WEBSITES BACKUPS AND DISASTER RECOVERY

- **Disaster Recovery:** In the unlikely event the hosting server is destroyed, the backups from Amazon cloud restore the websites to a temp server then restored on a brand-new server.
- Backups are stored on an Amazon Cloud container. This protects data even in the case of disasters to the server or the hosting environment (which is highly unlikely). These backups are only accessible by our support staff and protected with encryption.

WEBSITE MONITORING

24/7 Website Monitoring Tools to Notify in Seconds if a Website Goes Down

eBizUniverse has 99.99% Uptime for Websites

© 2021 eBizUniverse

TIMELINE

We ensure the submission incorporates a reasonable timeline for the websites redesign.

This is a tentative timeline. We look forward to meeting with you to finalize a timeline that works best for the launch of your redesigned website.

1st Week of Project Award	**1st Week**	**2nd Week**	**2nd – 3rd Week**
Project Kickoff & Strategic Planning	Meeting with Stakeholders	Project Plan Development	Project Plan Approval / Tweaking
5th – 7th Week	**4th Week**	**4th Week**	**3rd Week**
Make Updates Based on Client Feedback	Website Design Approval	Website Content Planning	Website Mockup Design
5th – 9th Week	**6th – 10th Week**	**6th Week**	**7th – 9th Week**
Website Development	Unit Testing	Website Beta Site Made Available for Review	System Testing & Bug Fixing
8th Week	**8th Week**	**7th Week**	**7th Week**
Final Round of Testing & Review	Quality Control **Round II**	Website Bug Fixes Based on User Input	Quality Control **Round I**
9th Week	**9th Week**	**10th Week**	**10th Week - Ongoing**
Website Ready for Launch	Website Launched & Live	Final Handover of Deliverables	Ongoing Maintenance

© 2021 eBizUniverse

I. Company Name: New Mexico Army National Guard

Time Period of Project: May 2019- Ongoing

Proposer's Responsibilities: Website Redesign – Website Redesign/Development, Mobile App and Promotion, Online Presence Setup, Social Media, Video Production (Live Onsite) and Explainer/Animated Video Production.

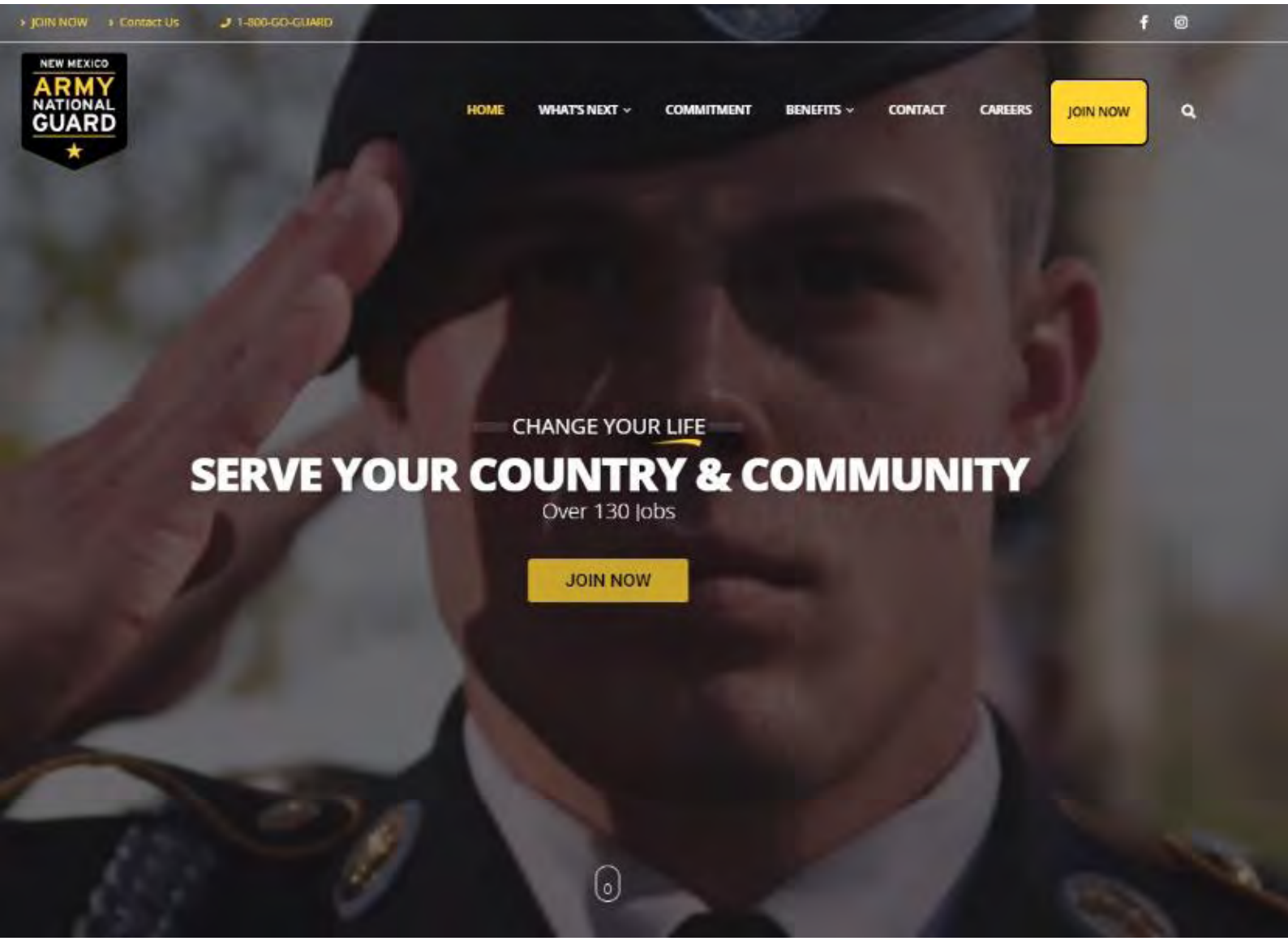

Background

Having exhausted traditional avenues to find recruits, New Mexico Army National Guard was looking to increase recruitments and wanted to embark on a Digital Marketing campaign to promote brand awareness and generate leads.

© 2021 eBizUniverse

Work Performed

eBizUniverse is currently working on this project:

- Website Redesign
- Search Engine Optimization (SEO)
- Lead Capture
- Mobile App Development
- Social Media Setup
- Social Media Marketing (SMM)
- Advertising & Promotion

This project includes creation of 12 videos, one animation (explainer video), Facebook marketing, Google marketing, content creation and publishing. This project is heavily focused on leveraging videos, Facebook and Instagram along with the website to capture leads. This is an ongoing project and therefore complete stats are not available.

Media eBizUniverse Produced:

- **Website and Content:** NewMexicoNG.com
- **Facebook:** Facebook.com/GuardTheZia
- **Instagram:** @GuardTheZia

Our creative team produced several videos including animated and on location shoot.

- **Animated Video Explaining Benefits:** NMNG-Recruit - https://bit.ly/37fuVBK
- **Onsite Videos Produced:**
  - On location shoot - https://bit.ly/2NxEViK
  - New Mexico National Guard Testimonials of Recruits

Results

We are anticipating an organic Increase of over 800% for all social media channels combined when the project is complete.

- Facebook likes have gone up by over 300%
- Instagram went up from 171 followers to over 1,800 and counting
- Website traffic has increased 4-fold

© 2021 eBizUniverse

II. Company Name: Illinois State Board of Education

Time Period of Project: 2018-2019

Proposer's Responsibilities: Website Redesign, Website Monitoring, Digital Marketing Strategy and Plan, Digital Media Buying and Placement, Digital Ad Placements, Digital Marketing Execution and Social Media Marketing Services.

Background

Illinois State Board of Education (ISBE) wanted to execute a public awareness campaign regarding their Summer Meals Campaign project. When school is in session, kids from low-income families get free lunches at their school. However, when school is out for summer the free meals at lunch time goes away, but the "Summ er Meals Program" program fills that void. The ISBE has the help of a Federal Grant which opens hundreds of "feeding sites" where any kid 18 and under can walk in and get a free meal. No questions asked and no identification required.

The key to the success of this campaign was penetration among teenagers and kids under 12.

The parents of these kids are millennials as well which means traditional media can only do little to influence them. Our team researched and identified the most effective platforms to engage kids and parents to gain maximum coverage. Budget allocation was decided based on penetration of each media.

© 2021 eBizUniverse

Work Performed

Website redesign, created a strategy and plan document to identify and target the appropriate audience. This was prepared based on the target profile provided by ISBE. A social media content calendar was put together with content to help ISBE personnel making content updates on ISBE's social media channels. The media plan was executed, and it included digital media, video ads, social media ads and digital ad campaign. Digital paid media ads were placed throughout Illinois. All these led a to a traffic of over 500,000 to the website during the campaign period.



Platforms used

- Word Press
- Facebook
- Twitter
- Google
- Instagram
- Pinterest
- YouTube
- Google Search and Display Network

Results

The campaign was remarkably successful and resulted in providing a great return on investment compared to traditional media.

Website: SummerFeedingIllinois.org

Our Portfolio - ebizuniverse.com/portfolio

Some of our Recent Website Designs:

Newmexicong.com
carepointrx.com
lloydagencies.com
brandingbusiness.com
elmhurst.edu/admission/transfer-adult-students
loupedirect.com
soldierupsunday.com
carsonwealth.com
riseandshineillinois.org
conveyorrollers.com
pentegrasystems.com
illinois.gov/ilcc/education/talkitup/Pages/default.aspx
gagaballpits.com
skypointvein.com
Nextgenboiler.com
skypointmed.com
southshorehospital.com
aerolights.com
Browncommercialgroup.com
trilabhealth.com
Trilabcovidtesting.com
skybalancemedspa.com
immigrationmedicalexamnow.com
CoastalPayments.com
sean-dailey.com
b3performancetraining.com
Chicitysmokeshop.com
chapman-usa.com
cmslogisticsinc.com
14themerchant.com
delibru.com
hangtungres.com
isafetywear.com
m3technology.net
palmbeachprocessing.com
windrootcorp.com
algonquinorthodontics.com

© 2021 eBizUniverse

ALL INCLUSIVE PRICING **CVAG** $6,425 **CVCC** $4,825	Website Redesign	Maintenance
	Development	
	Image Sourcing	
	One Year of Hosting	
	Hosting After 1st Year	$69.99/ Month

Hosting Includes 99.99% of Uptime Guarantee

- There are no hidden fees or additional fees tacked on top of our fees listed above.
- We are transparent and are happy to discuss our pricing further, per request.
- We provide **UNLIMITED REVISIONS** to the initial design.
- We will NEVER nickel & dime you for each revision. (Unlike other companies)
- We make sure the design is something you love!

The eBizUniverse team is confident we will meet & exceed all expectations.

eBizUniverse

Managing Your Online Universe - So You Don't Have To

© 2021 eBizUniverse

ITEM 6H

Coachella Valley Association of Governments
Executive Committee
June 7, 2021

Staff Report

Subject: **Expanded Partnerships for the CV Housing First Program**

Contact: Tom Cox, Management Analyst (tcox@cvag.org)

Recommendation: Authorize the Executive Director to negotiate and execute no-cost Memorandums of Understanding with California State University, San Bernardino; Inland Counties Legal Services Inc.; Inland Empire Health Plan; Jewish Family Services of the Desert; as well as other providers who can expand the services to assist the CV Housing First program

Homelessness Committee: CONCURS (Meeting of May 19th)

Background: The CV Housing First program is now several months into its in-house operations and, as previously reported to the Homelessness Committee, the program has been refined to focus on the CV 200. This by-name list, developed in partnership with local law enforcement, are chronically homeless individuals who were frequently using public social services. The case management for these clients is often wide-ranging, and can include helping the client address medical issues, such as mental health or substance misuse; addressing needs for legal services; and also working on other issues to establish self-sufficiency. In order to serve these clients, they must provide consent and a sign a Release of Information (ROI).

As part of the in-house transition, CVAG staff has worked to bolster existing partnerships and establish new relationships with other programs and service providers whose services may overlap with similar clients. CVAG staff also has been exploring ways to leverage resources. Some of those partners include California State University, San Bernardino; Inland Counties Legal Services Inc.; Inland Empire Health Plan; and Jewish Family Services of the Desert, who had formerly been the operator at Roy's Desert Resource Center when CVAG operated an emergency overnight shelter program.

In order to best leverage services, CVAG staff is recommending the Executive Director be authorized to negotiate and enter into no-cost memorandums of understanding (MOU) that allow CVAG staff to work with other providers on client services. The MOUs would include clauses to protect clients' rights and confidentiality under HIPPA health privacy regulations. They also would provide for greater information sharing and services, including access to food box programs, as well as provide additional expertise to the case management process.

For example, a partnership with the Inland Counties Legal Services, Inc would help clients who need assistance in proper documentation, such as birth certificates. It also would help with signing clients up for Housing and Disability Advocacy Program, which helps clients connect with benefits such as Social Security. Another MOU example is a partnership with the California State University, San Bernardino, which would allow clients to work with students in the university's

nursing program. Under the terms of an MOU, CVAG would help connect clients with some of the basic medical services that the university's nursing student provides and, for clients with insurance, provide access for the nurses inside CVAG's crisis stabilization units This would not make CVAG privy to any medical data.

With this authorization, CVAG staff will continue to establish partnerships with providers whose services are needed by CV Housing First clients.

Fiscal Analysis: There is no cost to CVAG for the agreements. The benefits to the agreements, including collaborative services, are aimed at reducing the costs of services for CV Housing First clients.

ITEM 6I

Coachella Valley Association of Governments
Executive Committee
June 7, 2021

Staff Report

Subject: **CVAG/CVCC Agreement for Administration of the Coachella Valley Multiple Species Habitat Conservation Plan**

Contact: Katie Barrows, Director of Environmental Resources (kbarrows@cvag.org)
Claude T. Kilgore, Director of Finance/Administration (ckilgore@cvag.org)

Recommendation: Authorize the Chair to execute Amendment #3 to the CVAG/CVCC Agreement for Administration of the Coachella Valley Multiple Species Habitat Conservation Plan, increasing the annual maximum amount to $850,000

Background: The Coachella Valley Association of Governments (CVAG) has provided administrative services and staffing to the CVCC for implementation of the Coachella Valley Multiple Species Habitat Conservation Plan (CVMSHCP). The original agreement commenced upon issuance of state and federal permits for the CVMSHCP which occurred in fall of 2008. CVAG provides staff support to the CVCC consistent with the terms of the 2008 agreement, and the CVAG Executive Director also serves as the CVCC Executive Director. In addition to staff support for CVCC and coordination of CVMSHCP implementation, CVAG staff provides administrative support, meeting coordination, fiscal services including accounting, preparation of the budget, oversight of the annual audit, and management of the various CVCC funds.

The annual reports, including the 2020 Annual Report presented to the CVCC in April 2021, showcase the impressive acquisition, management, and monitoring successes of the CVMSHCP (CVMSHCP2020AnnualReport). CVCC has acquired 13,792 acres since the baseline year of 1996. Acquisitions since 1996 that benefit the conservation goals of the CVMSHCP by various local, state, and federal partners total 98,369 acres. In 2020, CVCC acquired 2,075 acres, significantly more than the total acquired in each of the previous four years. The CVMSHCP has also been an effective tool to streamline infrastructure and development projects.

The CVMSHCP provided that for the first five years of Plan implementation, which started in 2008, CVCC would contract with CVAG for staff services. Thereafter, CVCC may renew the contract with CVAG for staff services, retain its own staff, or contract for services. Two amendments have been executed to the staffing agreement, and the staffing arrangement has been reviewed by CVAG's external auditor.

Over the years, the CVCC and its Finance Committee have also reviewed the staffing arrangement and its costs and have acknowledged that shared resources can creates efficiencies and cost savings. This was especially true when compared with the costs of Western Riverside County Regional Conservation Authority (RCA), an agency that has similar habitat conservation responsibilities as the CVCC's that had been operating as a stand-alone agency. The RCA, as of this year, is now operating in a staffing agreement with the Riverside County Transportation Commission (RCTC). The arrangement was approved in late 2020 after the RCA, which administers the Western Riverside Multiple Species Habitat Conservation Plan, considered its own management options for moving forward after the retirement of its Executive Director. As the RCTC was considering the new arrangement, their staff coordinated with CVAG and used the

CVAG-CVCC relationship – shared staffing arrangement with two separate elected boards – as a model in its discussions.

The original CVAG-CVCC agreement set a not-to-exceed amount of $700,000 for the first twelve months, based on CVAG's adopted budget for Fiscal Year 2008/2009. The agreement specifies that the not-to-exceed amount shall be approved by CVCC and CVAG as part of the annual budget process. Amendment #1, which was approved in June 2013, extended the agreement to 2018 and Amendment #2 approved in November 2018 extended the agreement to June 30, 2023 and increased the annual amount of the agreement from not-to-exceed maximum of $700,000 to not-to-exceed maximum of $750,000. An annual cost of living increase based on the Consumer Price Index (CPI) was also added in November 2018.

With the CVAG and CVCC budgets now being prepared for Fiscal Year 2021/2022, staff is recommending a third amendment, which would increase the annual amount from $750,000 to $850,000. All other terms of the agreement remain the same. The recommended Amendment #3 will allow CVCC to cover the resources needed for its increased responsibilities. As the number of acres owned by the CVCC continues to grow, the staff time and expenses necessary to ensure effective management of these lands to achieve conservation goals increases. To address this need, the recommended Fiscal Year 2021/2022 CVAG budget will include a new staff position to serve as a land management assistant/coordinator for CVCC. This additional staff member will focus on completing land management tasks including installation and maintenance of fences and gates, assisting with new land management database, working with volunteers to track land management needs, and other related tasks as needed. This new staff position, as proposed, would also be dedicated 100% to the CVMSHCP. And, as the CVCC continues to acquire property for habitat and conservation, CVCC staff anticipates additional resources, and higher management costs, will need to be included in the budget.

The CVCC approved Amendment #3 to the CVAG/CVCC agreement at their May 13, 2021 meeting.

Fiscal Analysis: Amendment #3 would increase the maximum annual amount for CVAG to invoice CVCC from $750,000 to $850,000. The amount paid each year will vary, as CVAG only charges CVCC for the actual staff time incurred, as well as some overhead costs. For context, the actual annual totals from 2008 through 2020 are depicted in the chart.

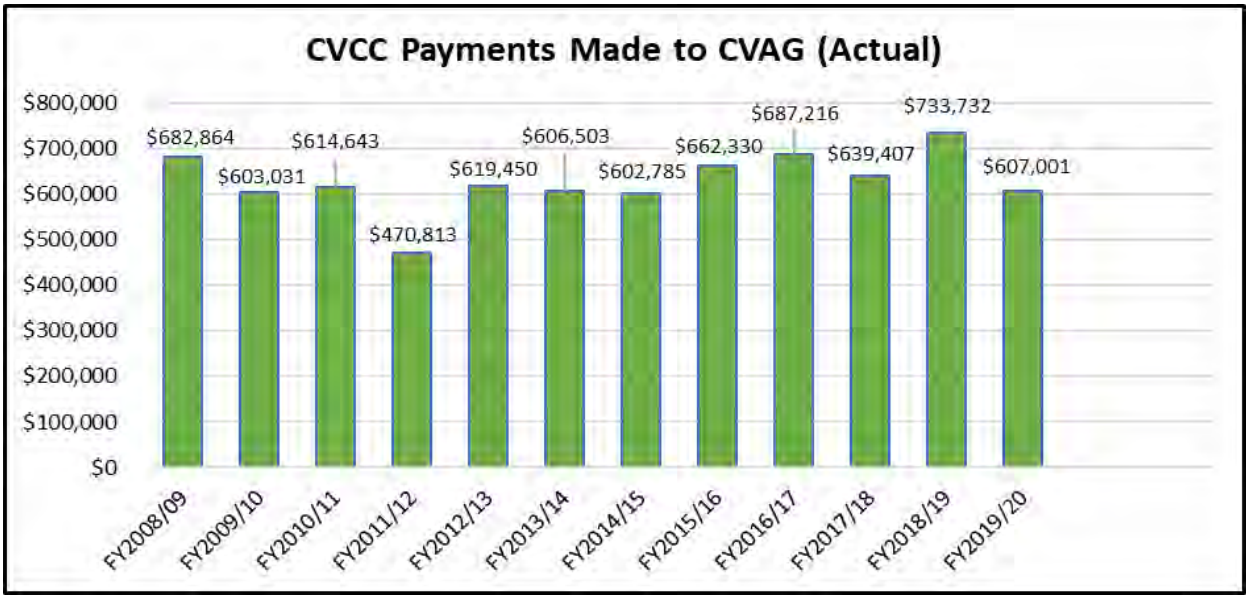

The to-date costs for FY 2020/21 are not yet available. However, based on internal analysis, CVCC staff anticipates that the costs will exceed the FY 2019/2020 amount. That year's costs were unexpectedly low because of staffing turnover, which resulted in gaps in positions being filled.

Eleven CVAG employees are engaged in the CVCC operations. Out of these 11 employees, only one employee works full time on CVCC operations while the other eleven employees spend varied amounts of time on CVCC, depending on their job duties. The arrangement has been reviewed by CVAG's external auditor and they are comfortable with it. The percentages of CVAG staff time spent on CVCC administration are as follows:

Position	**As per 2020/2021 Budget**	**Actual (thru 3/31/2021)**
Executive Director	10%	13%
Director of Env. Resources	40%	51%
Regional Planner	50%	70%
GIS Analyst	40%	37%
Program Manager	100%	100%
Program Assistant II	60%	38%
Dir. of Finance/Admin.	10%	4%
Accounting Manager	10%	1%
Accounting Assistant	13%	14%
Office Assistant	0%	3%
Assistant to Exec. Director	0%	2%

An annual cost of living increase based on the Consumer Price Index (CPI) increase, December to December, All Urban Consumers, Los Angeles-Riverside-Orange County was approved in November 2018.

Attachment: Amendment #3 CVAG-CVCC Agreement

COACHELLA VALLEY ASSOCIATION OF GOVERNMENTS

AMENDMENT #3
to
AGREEMENT BETWEEN
THE COACHELLA VALLEY CONSERVATION COMMISSION AND
THE COACHELLA VALLEY ASSOCIATION OF GOVERNMENTS
FOR
ADMINISTRATION OF THE
COACHELLA VALLEY MULTIPLE SPECIES HABITAT CONSERVATION PLAN

The Agreement for Administration of the Coachella Valley Multiple Species Habitat Conservation Plan (the "Agreement") dated December 8, 2008 by and between the Coachella Valley Conservation Commission (CVCC) and the Coachella Valley Association of Governments (CVAG), with Amendment #1 in 2013 and Amendment #2 in 2018, is amended as follows:

1. The annual amount of the agreement is amended to increase from not to exceed $750,000 to not to exceed $850,000.

2. All other terms and conditions shall remain the same as stated in the original Agreement.

_____
Glenn A. Miller
Chair
Coachella Valley Association of Governments

_____
Linda Evans
Chair
Coachella Valley Conservation Commission

ITEM 7A

Coachella Valley Association of Governments
Executive Committee
June 7, 2021

Staff Report

Subject: **Presentation: California's Redistricting Process and the Redrawing of Legislative Districts**

Contact: Erica Felci, Assistant to the Executive Director (efelci@cvag.org)

Recommendation: Information

Background: After every U.S. census count, the district boundaries of the state and federal legislative districts are reviewed, which results in new maps that shape the political landscape for the next decade. In November 2008, California voters passed the Voters FIRST Act, authorizing the creation of the Independent Citizens Redistricting Commission to draw new district lines, taking the job out of the hands of the California Legislature and transferring it to the citizens. In 2010, the VOTERS FIRST Act for Congress added the responsibility of drawing Congressional districts to the Commission.

The 2020 California Citizens Redistricting Commission is responsible for drawing the new U.S. House of Representatives, State Senate, State Assembly, and State Board of Equalization districts. It began to take shape on July 2, 2020 with the random drawing of eight names from pools of candidates who underwent interviews and legislative review. The eight Commissioners then selected the remaining six members of the Commission, and have been working to hire staff and establish policies. The Commission expects to receive the restricting data this fall, after which the work with line drawers will occur – leading to draft maps that will be reviewed by the public.

As part of the initial community engagement, Commissioners have been touring the state to discuss the redistricting process and give an overview of how the Commission plans to gather public input into the process, including a new "Communities of Interest Tool" that the staff of the Statewide Database at University of California, Berkeley have been developing.

Commissioner J. Ray Kennedy will be at the Executive Committee's June 7 meeting to present an update to CVAG. Commissioner Kennedy was a 15-year resident of Riverside County and currently resides in Morongo Valley. Mr. Kennedy has worked in the field of international electoral assistance since 1990, leading large and small teams in the design and implementation of electoral assistance projects, observing elections, planning and managing election activities, mentoring election observer groups, training election staff and political party agents, drafting election laws and regulations, and serving on an election commission. He worked at the International Foundation for Electoral Systems (IFES), a non-profit based in Washington, DC. He has also worked as a senior electoral expert in the United Nations System, and has advised groups such as the Voting Accessibility Advisory Committee in Riverside County. Mr. Kennedy is registered with the Democratic Party.

Fiscal Analysis: There is no cost to CVAG for this presentation.

ITEM 7B

Coachella Valley Association of Governments
Executive Committee
June 7, 2021

Staff Report

Subject: **Executive Director Employment Contract**

Contact: Michael Jenkins, CVAG Legal Counsel

Recommendation: Discuss and take possible action on amendment to Executive Director's employment contract

Background: Tom Kirk was hired to be the Executive Director of the Coachella Valley Association of Governments in June 2008. As Executive Director, Mr. Kirk runs three agencies: CVAG, the Coachella Valley Conservation Commission (CVCC) and Desert Community Energy (DCE). His initial contract was for five years and, since then, the Executive Committee has approved two amendments.

The Executive Committee met in closed session on April 26, 2021 to discuss the contract. CVAG legal counsel will provide a verbal update at the June 7, 2021 meeting.

Fiscal Analysis: The CVAG Executive Director's compensation is incorporated into the budgets of CVAG, CVCC and DCE.

ITEM 7C

Coachella Valley Association of Governments
Executive Committee
June 7, 2021

Staff Report

Subject: **Proposed CVAG Fiscal Year 2021/2022 Budget**

Contact: Claude T. Kilgore, Director of Finance/Administration (ckilgore@cvag.org)

Recommendation: Information

Finance Committee: Approved moving the proposed FY 2021/2022 budget forward to the Executive Committee for review and consideration, with additional feedback incorporated. (Meeting of May 25)

Background: In September 2019, the CVAG Executive Committee approved renaming the Audit Committee to the Finance Committee. The Finance Committee's role was also expanded to include reviewing the annual budget, which had previously been done by the now-disbanded Technical Advisory Committee. The goal of this review is to provide feedback and comments that staff can include as the budget is finalized. Through the allocation of staffing resources and related overhead, these discussions and recommendations also have an indirect impact on the Coachella Valley Conservation Commission and Desert Community Energy, which CVAG also staffs.

The CVAG Finance Committee met on May 25 to review CVAG's preliminary budget for the Fiscal Year 2021/22. Staff also provided the Finance Committee with insightful statistics and comparisons for the upcoming fiscal year. The budget covers the period July 1, 2021 through June 30, 2022.

The Finance Committee provided some direction. Staff has since been working with Rancho Mirage City Manager Isaiah Hagerman, a member of the Finance Committee, to incorporate the feedback into the budget.

The budget is now being presented to the Executive Committee for initial review. On June 28, 2021, staff will recommend approval of the budget by the Executive Committee and then by the General Assembly.

Fiscal Analysis: The fiscal analysis is included within the budget itself.

Attachment: CVAG Preliminary Fiscal Year 2021/22 Budget

06/07/21

DRAFT

CVAG

COACHELLA VALLEY ASSOCIATION OF GOVERNMENTS

FISCAL YEAR 2021 / 2022 BUDGET

JUNE 28, 2021

MEMBER JURISDICTIONS

City of Blythe

City of Cathedral City

City of Coachella

City of Desert Hot Springs

City of Indian Wells

City of Indio

City of La Quinta

City of Palm Desert

City of Palm Springs

City of Rancho Mirage

County of Riverside

Agua Caliente Band of Cahuilla Indians

Cabazon Band of Mission Indians

Torres Martinez Desert Cahuilla Indians

- Twenty-Nine Palms Band of Mission Indians

COACHELLA VALLEY ASSOCIATION OF GOVERNMENTS
73-710 Fred Waring Drive, Suite 200
Palm Desert, CA 92260
Phone: (760) 346-1197
Fax: (760) 340-5949

- Pending Finalization of JPA

TABLE OF CONTENTS

Budget Introduction ..... Page 01
Budget Overview ..... Page 04
Revenue Charts ..... Page 13
Expenditure Charts ..... Page 14
Policy Committee Structure Chart ..... Page 15
Membership Dues Assessments ..... Page 16
Capital Project – Five Year Summary ..... Page 17
Staff Organizational Chart ..... Page 20
Fiscal Overview ..... Page 21
Fund Summary ..... Page 22
Overall Agencywide Summary ..... Page 23
Budget by Program ..... Page 25
Program Budgets ..... Page 27
Transportation ..... Page 28
Community Resources ..... Page 33
Energy and Environmental Resources ..... Page 36
Administration ..... Page 41
Fund Detail ..... Page 43
General Fund ..... Page 44
Energy Conservation / Partnership ..... Page 45
Aerial Photography ..... Page 46
Bus Passes & Homelessness ..... Page 47
Tire Recycling ..... Page 48
Desert Community Energy ..... Page 49
AB2766 ..... Page 50
Used Oil Recycling ..... Page 51
SCAG / OWP ..... Page 52
AB939 ..... Page 53
TUMF Program ..... Page 54
Measure A ..... Page 55
RCTC Local Transportation Fund / PP&M ..... Page 56
CV Link & ATP ..... Page 57
Signal Synchronization ..... Page 58
MSHCP ..... Page 59
Regional Street Sweeping ..... Page 60
COLMAC ..... Page 61
Annual Salary Schedule & Approved Classifications ..... Page 62
Acronyms & Abbreviations ..... Page 64

To: **The Honorable 75 Members of CVAG's General Assembly**

Riverside County Board of Supervisors; Mayors and City Council Members from the Cities of Blythe, Cathedral City, Coachella, Desert Hot Springs, Indian Wells, Indio, La Quinta, Palm Desert, Palm Springs, and Rancho Mirage; and Tribal Council Chairmen and Members from the Agua Caliente Band of Cahuilla Indians, the Cabazon Band of Mission Indians, the Torres Martinez Desert Cahuilla Indians and the Twenty-Nine Palms Band of Mission Indians

Date: **June 28, 2021**

Last year, I opened my annual budget message by noting that it was the first time I was writing to you from my dining room table instead of the office. Just a few months into the COVID-19 pandemic, CVAG, along with all of you, was trying to navigate the new normal by staying focused on keeping programs moving forward and funding flowing into the economy through the region's largest transportation projects. I pledged to all of you that, despite the period of isolation and self-quarantine, we would not waiver in our commitment to working together – improving the life of the residents, businesses and visitors across eastern Riverside County by addressing the transportation, energy, conservation and social issues.

One year later, I'm more convinced than ever that our commitment to a shared vision for our community has helped us through this unprecedented challenge. It also will make us even stronger in the year ahead. The budget itself, presented here for your review and approval, reflects how we will achieve that.

The work starts this month, as CVAG begins construction of the long-awaited regional signal synchronization effort. CV Sync will ultimately allow us to efficiently move traffic across 70 regional arterials connecting the entire Coachella Valley. The project's first phase, which includes Highway 111, Ramon Road and Washington Street, was greenlit by the CVAG Executive Committee in February 2021 with the approval of a construction contract for more than $20 million. CV Sync will establish a framework for future "smart region" by installing highly technical hardware and software systems connected into a world-class, regional network. It also includes technology that allows all participating cities to communicate and coordinate in real-time to manage traffic flow, which will be especially useful for the large events that draw hundreds of thousands of tourists to the Coachella Valley. This project will also deploy fiber-optic broadband technology, which can help to unlock federal and state funding opportunities.

While we are being innovative and implementing new technologies, we must continue to plan for future growth. CVAG continues to work with our member jurisdictions on plans for future interchanges along State Route 86 and Interstate 10, including Jackson and Monroe Streets in Indio, Portola Avenue in Palm Desert, and Avenue 50 in Coachella. I'm hopeful our focus on getting projects "shovel ready" means that these projects will be poised to benefit from federal infrastructure funding. But I also must acknowledge that there are new funding realities for projects like these: Simply put, state and federal resources simply have not kept up with needs. Our team, in the coming months, will be asking you to consider our appetite for infrastructure – reviewing these large, expensive bridges, interchanges and roadways through a new lens like we did with the recently completed flooding and blowsand study for the western Coachella Valley. We will also be providing detailed analysis and policy proposals that will help you decide how CVAG can address cash flow while keeping important regional transportation projects moving forward.

One of the biggest areas where we are benefiting from state and federal funding is in active transportation investments. In October 2020, in a joint meeting of the Executive and Transportation Committees, CVAG took a number of steps for CV Link, including nearly $53 million worth of construction contracts that allow us to build about 13.5 miles in the cities of Palm Springs, Palm Desert, La Quinta, Indio and Coachella as well as unincorporated Riverside County, and another 3.5 of additional miles as right-of-way is finalized. CVAG in March held the first of a series of groundbreakings to celebrate this progress: a bridge that connects the Cities of Indio and La Quinta at the future Promontory Point access point. Additional celebrations will be held through this year as the pathway progresses, including a grand opening in the City of Palm Desert where the on-street CV Link will connect to the popular Bump & Grind trail.

CV Link alone won't solve our valley's problem of having far too many of our cyclists, joggers and walkers being hit and killed along our roadways. CVAG had previously authorized design and engineering work for active transportation projects that provide safer routes in the Cities of Cathedral City, Coachella, Desert Hot Springs, Indio and La Quinta. Not only does that work continue, but I'm happy to report that CVAG's investment of $4.9 million in regional funding for five project applications netted two awards in Cycle 5 of the state's Active Transportation Program, securing $8.1 million for the region and starting to construct those projects.

The investments we're making as a region also reflects CVAG's commitment to sustainability. CVAG continues to lead the regional street sweeping program, which provides the Coachella Valley's primary air quality control measure to reduce PM-10 (particulate matter of less than 10 microns). CVAG staff also is providing the operations for Desert Community Energy (DCE), a Community Choice Aggregation program that has been bringing locally controlled and carbon free electricity for the City of Palm Springs for more than a year. This program has resulted in the same greenhouse gas reduction equivalent as replacing all the cars in the city with bikes, all while giving customers a choice in their electricity service. In the year ahead, we'll be looking at new programs to provide energy efficiency support to our community, including the potential of creating new joint Regional Energy Network (REN) in partnership with Western Riverside Council of Governments and San Bernardino Council of Governments.

CVAG also provides the staff for the Coachella Valley Conservation Commission (CVCC) and the implementation of the Coachella Valley Multiple Species Habitat Conservation Plan. This model has proven efficient and successful, and was used as a model for our counterparts in western Riverside County when they were considering consolidation of resources. The CVCC and its partners are ahead of schedule in terms of land acquisition, protecting more than 98,000 acres since 1996. While this is something to be applauded, it also comes with significant responsibilities in terms of land management. In the last year, CVCC staff has relied on a CivicSpark fellowship and found new partnerships, including an agreement with Desert Hot Springs Police Department. We'll continue to look for the most cost-effective opportunities that ensure the CVCC protects these properties as key habitat areas for the endangered species outlined in the Plan. One of the species is the Peninsular bighorn sheep, whose habits of frequenting golf courses, roads and backyards in the City of La Quinta has become problematic. CVCC staff has worked diligently this year to with neighborhoods near the sheep barrier project, and anticipates that construction of the fence will begin in earnest this fiscal year.

One of the biggest changes to this year's budget is the incorporation of the CV Housing First program, which in 2021 transitioned from a contracted service to an in-house program with CVAG staff. This transition has allowed us to refine our focus on the chronically homeless individuals who are named on the CV 200 list. But we also are still using the comprehensive approach to addressing homelessness by providing rapid rehousing opportunities, crisis stabilization units and other supportive services. We'll also be expanding the program with a grant-funded mobile access center, which should deploy in the community this fall. Our initial success in the first quarter of 2021 has been impressive: 25 individuals

from the CV 200, and another five non-CV 200 households, have been through our program and are now in permanent housing solutions. Those successes include "J.A." who had been on the streets after her husband, a Vietnam veteran, died of agent orange. Through case management in our program, she's renting her own place and is working to purchase a home through a veteran home loan program. The success has a ripple effect in the community, as these individuals were often the ones who are frequenting local emergency rooms or requiring resources from public safety agencies. The initial feedback to our program has been resoundingly positive, resulting in confirmed financial contributions from cities, Riverside County and, just recently, the Desert Healthcare District/ Foundation. At a time when so many of our neighbors are struggling, this is program that is having a demonstrated impact in the community. We'll continue to be honest and transparent about our program metrics and the clients we can, and cannot, help get off the streets through this program. This fall, this data-focused insight will be presented to CVAG's Homelessness and Executive Committees, who will decide how the program moves forward in 2022.

These achievements, and the objectives outlined in this budget, wouldn't be achievable without CVAG's hardworking staff. Not only did they quickly transitioned to this COVID working environment, but they never lost sight of the goals we have all set forth. I'm incredibly proud of their dedication to implementing programs that reflect CVAG's mission to improve transportation, conserve precious habitat, promote green energy solutions and provide social services to those who are less fortunate. Our commitment to excellence was further reflected in the latest unmodified audit opinion, which yet again did not detect any material weaknesses or significant deficiencies in internal controls. CVAG will continue to maintain the highest standards in the next fiscal year, as we extend our membership by enacting the recently approved Joint Powers Authority (JPA) addendum to welcome the Twenty-Nine Palms Band of Mission Indians as CVAG's newest member. And while we hope that this fiscal year means that we'll get to see each other on more than just videoconferencing, we'll be making investments in our websites – including online fee calculators – in order to make CVAG and CVCC programs and projects even more accessible to our members and to the residents and visitors of eastern Riverside County.

Tom Kirk, Executive Director
CVAG

CVAG FY 2021/22 BUDGET OVERVIEW

The Operating Budget represents expenditures anticipated to be incurred in the General Fund during the upcoming fiscal year. CVAG's operating budget is vital to its day-to-day operations, and includes some administrative costs and general support to CVAG's policy committees. In order to implement the policies, projects and programs that have been approved by the Executive Committee, this budget anticipates six more full time employee positions being filled in 21/22 than in 20/21. It also expects its Fiscal Year 2021/2022 operating budget to be $912,526 which is a decrease of approximately 11.25% from the previous fiscal year. Although it may seem counterintuitive, given the increased staffing assumption, in this case, this relationship is actually directly related: The cost of positions filled are largely, if not entirely, covered by funding secured for the specific programs, including CV Housing First or transportation projects, and by the administrative agreements that CVAG has to staff the Coachella Valley Conservation Commission (CVCC) and Desert Community Energy (DCE). So overhead is spread more widely across funding sources, reducing the impact on the general fund.

The following provides a condensed summary of FY 2021/2022 Operating Revenues and Expenditures.

REVENUES:

- Member Agency Dues will reflect a total increase of $19,521. Member Agency Dues are increased on a yearly basis in line with the Consumer Price Index (CPI) for all items indexed (all urban consumers, Riverside-San Bernardino-Ontario from January to January) developed by the Bureau of Labor Statistics, United States Department of Labor. The Administrative/Personnel Committee, in their meeting on March 30, 2021 recommended the 2.2% CPI increase in the base amount. The second largest component of this increase is related to the addition of the Twenty-Nine Palms Band of Mission Indians, who will become a member of CVAG this fiscal year upon the adoption of the addendum to the Joint Powers Agreement.

- Measure A /TUMF revenues provide for the Coachella Valley's Transportation Program. CVAG is charged with all transportation planning and administration of a multi-million-dollar regional arterial construction program. TUMF revenues are projected to remain relatively steady and align with FY 19/20 Actuals and FY 21/22, estimated at around $5 million. As for Measure A revenues, this budget will assume the amount projected by the Riverside County Transportation Commission (RCTC). It reflects an increase of about 23% as a correction for conservatively budgeted 20/21 figures due to economic uncertainty during the COVID-19 pandemic, which impacted how the prior year's budget was developed.

EXPENDITURES:

- As noted above, staffing is expected to increase to a total of 25 full time positions from 19 in the last fiscal year. This staffing includes new positions authorized by the Executive Committee mid-year in 20/21 for the CV Housing First program, two of which are being funded through a grant. Staffing also assumes that long vacant positions will be filled in the transportation department, which this year will be spearheading construction of regional projects like CV Sync at the same as they are supporting member jurisdiction-led projects. CVAG is also budgeting for additional support for the CVCC and DCE that will

be funded by those agencies, as additional staff is needed to manage land that has been acquired for conservation and a part-time director will be used to manage the community choice aggregation program.

- The Administrative/Personnel Committee, at its March 31, 2021 meeting, recommended a FY 21/22 2.2% cost of living increase for salaries (same index used as described in Member Agency Dues) and allowed for merit increases at the Executive Director's discretion as in-line with the salary schedule.

- A cost to the Operating Budget of every governmental agency in California is that of its pension liability. CVAG participates in the California Public Employee Retirement System (CalPERS) and contributes payment on behalf of its employees every pay period. In addition to these bi-weekly costs, government agencies have seen the pension liability grow as retired populations live longer and healthcare costs continue to increase. In addition to any annual payments needed to meet CalPERS funding requirements, CVAG has an Unfunded Accrued Liability (UAL) that represents futures costs to sustain the CalPERS plans. Although CVAG shares a smaller UAL than many other agencies, a prudent decision was made by CVAG Administrative/Personnel and Finance Committees to paydown the cost of the (UAL) to $0 over a period of 10 years. The first Additional Discretionary Payment (ADP) was made in the amount of $1,000,000 in July 2019 with a target to paydown approximately $200,000 each year thereafter for nine consecutive years as to reduce the current UAL balance to $0 on the final payment. The second ADP was made in July 2020 for $197,530. For Fiscal Year 2021/22, CVAG is budgeting a $203,483 ADP, and this amount was supported by the Administrative/Personnel Committee in March 2021.

- Capital Project Summary included in this document, is a listing of the major Capital Improvement Program projects scheduled for activity in FY 2021/22 as well as the following four fiscal years. This list will continue to be a focus of the CVAG Transportation and Executive Committees, who in recent months have directed CVAG staff to complete a cash-flow analysis of regional transportation projects. With costs escalating on projects, major sources of revenue for many of CVAG's projects – including state and federal funding for bridges and interchanges – have been drying up. But, a Federal Infrastructure bill may inject needed funding into the region. In the coming fiscal year, CVAG will be preparing a value-engineering study and updating project expenditure estimates for projects within CVAG's Transportation Project Prioritization Study (TPPS), and be seeking policy guidance from the Executive Committee on how to address cost sharing in the future.

It should be noted that the budget also identifies non-personnel costs, which are defined as all costs other than Salaries and Benefits, Consultants, Construction/Project Costs and Debt Service expenditures. These non-personnel costs include indirect costs to cover CVAG's overhead expenditures, such as office building rent, utilities or general supplies along with the staff's proportionate share of general administration salaries and benefits, which become allocated to each department.

CVAG Accomplishments
Administrative

- Expanded membership to include two additional Tribes: Torres Martinez Desert Cahuilla Indians, upon the adoption of a JPA addendum, the Twenty-Nine Palms Band of Mission Indians.
- Amid the COVID-19 pandemic, held some of the region's first and largest virtual meetings to ensure the public business continued.
- Continued legislative advocacy on CalEnviroscreen and the need for fairness in cap-and-trade funding.
- CVAG upgraded its financial best practices by implementing remote deposit capture in office, streamlined meeting attendance stipends and an electronic signature policy.
- Strong financial recordkeeping including unmodified opinions in the annual audits.

Transportation – CV Sync (Signal Synchronization)

- Launched construction of Phase 1 of the regional signal synchronization program, which involves the coordination of signals on Highway 111, Washington Street and Ramon Road and establishes a framework for future "smart region" by installing highly technical hardware and software systems connected into a world-class, regional network. Committee actions included:
    - Authorized the CVAG Executive Director to execute a construction contract with Crosstown Electrical Data, Inc., for a not-to-exceed amount $21,185,347.74, including contingency, for Phase I of the regional Traffic Signal Synchronization Project, as well as additive bid alternatives A, B and C; and authorized the CVAG Executive Director and/or Legal Counsel to make clarifying changes to the contract before execution.
    - Authorized the CVAG Executive Director to negotiate and execute a contract with TKE Engineering, Inc. for construction management services for Phase I of CVAG's Regional Signal Synchronization project for a total not-to exceed amount of $3,620,200, which includes a 15% contingency.
- Continued design and environmental work on the second phase of CV Sync, expanding it to 24 corridors by working with member jurisdictions.
- Advanced project elements such as changeable message signs

Transportation-CV Link

- Delivered on a pledge to move forward with 20 miles in the next phase – larger than the next phase was expected to be – which involves work in the Cities of Palm Springs, Palm Desert, La Quinta, Indio and Coachella, as well as unincorporated Riverside County. This involves many firsts for CVAG: first construction delivery project; first time directly securing right of way and Caltrans certification; first time managing a construction project, including hiring a construction manager; and first time managing a bid advertisement and award of construction contract

- Authorized the CVAG Executive Director to execute construction contracts with Ames Construction Inc. for a not-to-exceed amount $52,733,359, including contingency, for Segment 1 and, as right-of-way is finalized, additive bid alternatives A, B and C; and authorized the CVAG Executive Director and/or Legal Counsel to make clarifying changes to the contract before execution.
- Continued construction of the on-street work in the City of Palm Desert, including a new access point at the Bump and Grind trailhead, that should be complete in summer 2021.
- Secured outside funding from the South Coast Air Quality Management District, which in early 2021 voted to amend the contract and add nearly $1.5 million in accumulated interest to the project.

Additional Transportation Accomplishments

- Began a cash flow analysis and leading conversations about long-term funding opportunities for regional transportation projects, which looks at potential future obligations and will provide short-term and long-term policy recommendations.
- Completed a Flooding and Blowsand Study to address frequently shuttered roadways in the Western Coachella Valley. This identified cost-effective alternatives, saving the Coachella Valley hundreds of millions of dollars and allowing projects to become a reality sooner, and allowed CVAG to advancing critical projects in the Cities of Desert Hot Springs, Cathedral City and Palm Springs.
- Established the Facilitating Equitable Deals with Union Pacific (FED UP) Task Force to address longstanding concerns with Union Pacific Railroad.
- Continued implementation of the Bike-Pedestrian Safety Program. CVAG's investment of $4.9 million in regional funding for engineering of the five project applications netted two ATP awards totaling $8.1 million.
- Continued strategy of funding pre-construction phases that get projects ready for construction, which has been beneficial as federal stimulus and infrastructure funding is available
- Approved Option to Renew Contract with M&M Sweeping, Inc. for CVAG's Regional PM10 Street Sweeping Program from July 1, 2020 to June 30, 2022 for Not-to-Exceed Amount of $662,876.63 Per Year, with Option for Additional Two Years.
- Authorized the CVAG Executive Director to Approve Amendment Number One to Reimbursement Agreement with City of La Quinta for Time Trigger Extension to May 30, 2021 Related to Intersection Improvements at Washington Street and Fred Waring Drive.
- Approved Amendment Number Two to the Reimbursement Agreement with the County of Riverside and City of Palm Desert for the I-10/Portola Avenue Interchange Project to extend the time trigger for one year to June 29, 2021.
- Approved Amendment No. 1 to Reimbursement Agreement Between CVAG, Riverside County and City of Coachella for Avenue 48 Between Van Buren Street and Dillon Road Widening

Project, in Amount Not to Exceed $650,000 for Final Design and Right-of-Way Acquisition and Authorized the CVAG Executive Director and/or Legal Counsel to Make Clarifying Changes Before Execution.

- Approved Amendment Number One to an existing reimbursement agreement between CVAG and the City of Coachella, providing final design and right-of-way funding for the Avenue 50 bridge over the Coachella Valley Stormwater Channel, in a not-to-exceed amount of $5,902,835, including a regional share of $4,427,126, and authorized the CVAG Executive Director and/or Legal counsel to make clarifying changes before executing the agreement.
- Approved Amendment No. 1 to the Reimbursement Agreement with the City of Indio for the Avenue 50 and Jackson Street intersection project, extending the time trigger while providing funding for final design and right-of-way phases, for a total not-to-exceed amount of $1,294,600, including a regional share of $970,950.
- Authorized the CVAG Executive Director to execute a Reimbursement Agreement with the City of Coachella in an amount not-to-exceed $1,376,481 in regional funds for transportation improvements to Grapefruit Boulevard between Leoco Lane and 9th Street.
- Approved Amendment No. 4 to the Reimbursement Agreement with the City of Indio and the County of Riverside for the Monroe Street / Interstate 10 Interchange Project, providing additional funding for final design and plans, specifications, and estimates, at a total not-to-exceed amount of $5,765,200, including a regional share of $4,323,900.
- Approved Amendment No. 1 to the Reimbursement Agreement with the City of Rancho Mirage for the Frank Sinatra Drive Bridge, reflecting the revised total project cost estimate of $52,876,000, including CVAG's not-to-exceed share of $4,548,858; and authorized the CVAG Executive Director and/or Legal Counsel to make clarifying changes to the contract before execution.
- Authorized the CVAG Executive Director to enter into a Reimbursement Agreement with the City of Desert Hot Springs to install permanent changeable message signs on Palm Drive and North Indian Canyon Drive consistent with the regional signal synchronization project, for a not-to-exceed amount of $703,591.

Homelessness & Affordable Housing

- Under authorization from the Executive Committee, transitioned the CV Housing First from an outsourced program to one operated by CVAG staff, which works out of the Palm Springs Access Center to provide a variety of services – including outreach services and extensive case management – get homeless individuals off the street and ultimately into permanent housing solutions.
- Worked with local law enforcement and public health providers to re-focus the CV Housing First program to address the CV200, a by-name list of chronically homeless individuals who have been identified by local law enforcement and other program providers as the most familiar faces. These are the highest utilizers of public resources: the ones who most interacting with public safety and police; most commonly loitering in front of local businesses; and most

frequently showing up in the local emergency rooms to use healthcare system resources. By identifying these individuals, CVAG is using outreach and case management to get them off the streets, and into housing – thereby reducing the total costs to the general public.

- Continued to receive widespread financial support for the CV Housing First program from CVAG's member jurisdictions and the Desert Healthcare District/Foundation.
- Secured additional funding through competitive grant opportunities, including $250,000 from the Homeless Housing, Assistance and Prevention Program grant funding administered by Riverside County that will allow CVAG to establish a mobile access center.
- Re-launched the Alan Seman Bus Pass program, which works with SunLine Transit Agency and nonprofit organizations to provide transportation for thousands of homeless or near homeless individuals so they can get to work, medical care, social care, social services and other vital services.
- Continued Collaboration with the Desert Healthcare District/Foundation, the Office of Riverside County Supervisor V. Manuel Perez, and organizations such as Lift to Rise to address homeless and housing challenges in the Coachella Valley.
- Led a regional conversation about the best use of Regional Early Action Planning funding allocated through SCAG's Subregional Partnership program, which allows CVAG to augment and compliment County and city planning activities funded by SB2 and LEAP and continue a conversation about the need for affordable housing

Public Safety

- Adopted Resolution 20-008, which formally outlined CVAG's support of a continued conversation around race, diversity and policing
- Led regional conversations around pressing public safety issues, including the ongoing issue of green waste fires and efforts to establish early earthquake warning systems.
- During the pandemic, facilitated up-to-date information via Public Safety Committee which allowed members to talk directly with County experts and track Coachella Valley's statistics, trends and impact on resources.

Environmental

- Controlled PM_{10} through the Regional PM_{10} Street Sweeping Program by regular sweeping of regional arterials under a contract with M&M Sweeping. Funding for this program comes from various sources including Riverside County's Coachella Valley Air Quality Enhancement Program, and AB 2766 funds. CVAG received a $1.15 million grant over five years from South Coast Air Quality Management District for the street sweeping program, including a study of program effectiveness.

- Provided a forum for advancing regional sustainability initiatives and supported member agency efforts to promote regional greenhouse gas reductions strategies, and projects on energy, resource conservation, livability, and sustainability. With support from CVAG's CivicSpark Fellow, identified ways to help member agencies track and highlight progress on goals for sustainability and reducing their carbon footprint. Initiated development of climate action and resilience planning recommendations for the desert region with input from stakeholders.

- Explored a "1,000 Trees Initiative" and urban greening opportunities for the Coachella Valley to promote trees that create shade, are suited to the desert climate, and offer other benefits such as attracting pollinators and providing wildlife food sources. Began development of an urban greening guide for local jurisdictions and the region is being developed by the CivicSpark Fellow with input from landscape professionals, tree and horticultural experts, and stakeholders.

- Supported PACE (Property Assessed Clean Energy) activity for all providers which totaled $107.5 million as of April 2021. The PACE program makes it possible for property owners to finance energy efficiency, water conservation, and renewable energy improvements to residential, commercial and industrial property. CVAG provides oversight with standardized consumer protection policies and coordination on behalf of member agencies.

- Since 1996, acquired approximately 98,369 acres through collective efforts of the Coachella Valley Conservation Commission (CVCC) and local, state, and federal agencies to meet the conservation goals and objectives of the Coachella Valley Multiple Species Habitat Conservation Plan. The CVCC acquired over 13,792 acres of desert habitat conservation lands since 2008 through this visionary plan. In 2020, CVCC acquired 2,075 acres, more than double the number of acres acquired in the prior four years.

- Cleaned-up, fenced and installed signage on conservation lands owned by the CVCC to reduce illegal trespass and dumping. Throughout the conservation areas, nearly almost three tons of refuse, including 310 tires, from more than 678 acres of land, providing over $38,350 to local contractors for clean-up services.

- Started up CVAG's Used Oil Filter Exchange Events again this year with events from Palm Springs to Blythe between March and June 2021. These events were on hold in 2020 due to the COVID-19 pandemic. Tire recycling events were postponed in the Coachella and Palo Verde Valleys. Both programs are funded by grants from CalRecycle and will resume at an appropriate time, following all relevant guidelines.

- Worked with Western Riverside Council of Governments and San Bernardino Council of Governments to prepare a business plan for development of a new joint Regional Energy Network (REN) for the Inland Empire. RENs are becoming a viable model that many local governments are looking towards to replicate and implement within their service territory to continue providing energy efficiency support to their communities. The potential for an Inland Empire REN is a way to fill some of the gaps in funding for energy efficiency programs and to bring additional resources to Riverside and San Bernardino Counties, including the Coachella and Palo Verde Valleys. The Inland Empire REN business plan was submitted to the California Public Utilities Commission in February 2021.

- Marked the one-year anniversary of Desert Community Energy (DCE) and the start of a Community Choice Energy program for electricity customers in Palm Springs in April 2021.

Community Choice Energy offers benefits including competitive electricity rates, local control and consumer choice, and a cleaner, more efficient energy supply. Southern California Edison (SCE) continues to deliver power, maintain the grid, provide billing and other customer services. Almost 90% of Palm Springs customers chose to stay with DCE and approximately 80 percent benefit from 100% carbon-free electricity. With renewable and carbon-free electricity sources from DCE, Palm Springs has reduced greenhouse gases the equivalent of taking 20,000 cars off the road. DCE approved long-term renewable energy contracts for wind energy generated in Palm Springs and solar + battery storage project. Cathedral City withdrew from DCE effective July 2021 and Palm Desert will consider launch in the future. Other Coachella Valley cities served by SCE may choose to join in the future.

FUTURE ACTIVITIES

- Complete construction of CV Sync Phase I (three corridors) and commence operation of Regional Traffic Management Center (RTMC), providing valuable traffic management data and technology to cities.
- Start construction of Phase II (21 corridors),
- Complete environmental studies on Phase II of the Regional Signal Synchronization Project and begin construction on the next eighteen corridors, including incorporating broadband and finalizing agency participation and operations and maintenance agreements.
- Complete construction of CV Link Segment 1 and move forward with bid alternatives as authorized and as right-of-way is secured.
- Continue the acquisition of Right-of-Way (easements, license agreements) for CV Link construction.
- Monitor transportation related cash flows and complete an analysis that looks to right-size and value engineer regional transportation projects, as well as address revenue by considering options to deliver as many projects as possible efficiently and equitably.
- Continue to seek outside funding for all CVAG/ Member Agency Regional Projects
- Continue to Assist Western Riverside County Council of Governments (WRCOG) to complete the update the traffic model for Riverside County (RIVCOM).
- Continue coordination with the Riverside County Transportation Commission (RCTC) on passenger rail service to, and other regional transportation projects in, the Coachella Valley.
- Work closely with member jurisdictions to develop multiple CVAG-funded regional transportation projects.
- Continue to monitor funding cycles (ATP, STIP, etc.) and apply for grants to fund regional transportation projects (ATP, CV Link, Signal Synchronization, Arterials, Bridges, Grade Separations and Interchanges) in the Coachella Valley.
- Continue to coordinate with Caltrans, Southern California Association of Governments (SCAG) and Riverside County Transportation Commission (RCTC) relative to implementation of the Regional and Federal Transportation Improvement Plans (RTIP, FTIP).

- Develop Regional Bike and Pedestrian Safety Plan.
- Develop Pavement Management Program (PMP) for selected regional corridors.
- Address the chronically homeless in the Coachella Valley through the CV Housing First program
- Launch the CV Housing First program's mobile access center.
- Ensure the CV Housing First program has strong support by securing contributions from member jurisdictions and implementing the terms of the memorandum of understanding with the Desert Healthcare District.
- Use a data-driven approach to evaluate the CV Housing First program's efficiencies and work with Executive Committee to determine the program's next steps after 2021.
- Support regional efforts to restore and revitalize the Salton Sea.
- Continue the steps to establish a Regional Energy Network to provide energy efficiency support to our region, in collaboration with Western Riverside and San Bernardino Councils of Government, member jurisdictions, local utilities and other partners.
- Complete the Urban Greening guidebook and continue to explore opportunities for regional urban greening grant funding.
- Highlight progress of member agencies on regional goals for sustainability and reducing greenhouse gas emissions. Continue to collaborate with stakeholders to develop climate action and resilience planning recommendations for the desert region, recognizing impacts of our changing climate.
- Continue the Desert Community Energy community choice energy program to provide competitive electricity rates, cleaner sources of energy, local programs, and local control of energy choices.
- Complete a study to evaluate and improve effectiveness of the Regional Street Sweeping program in partnership with South Coast Air Quality Management District.
- Continue to provide support to the Coachella Valley Conservation Commission for implementation of the Coachella Valley Multiple Species Habitat Conservation Plan.
- Continue to promote regional efforts on water conservation, access to clean water, and sustainable water use, in coordination with water districts and member agencies.
- Support efforts of the South Coast Air Quality Management District to address the 1997 8-hour ozone standard to improve the region's air quality.
- Make CVAG more accessible online with updated websites and interactive features (fee calculator for TUMF/ MSHCP, DCE's bill calculator, interactive maps for CV Link)

Under this Budget, CVAG will strive to maintain a reserve of approximately one time the anticipated annual operating expenses to be prudent. The projected Operating Budget for FY 2021/22 is $889,607 while the General Fund Unassigned Fund Balance on June 30, 2022 is projected to be $1,717,724.

AGENCYWIDE REVENUES CHARTS - ALL AMOUNTS IN THOUSANDS ('000)

ACTUAL REVENUES- FY 2019/2020
$33,431 ('000)

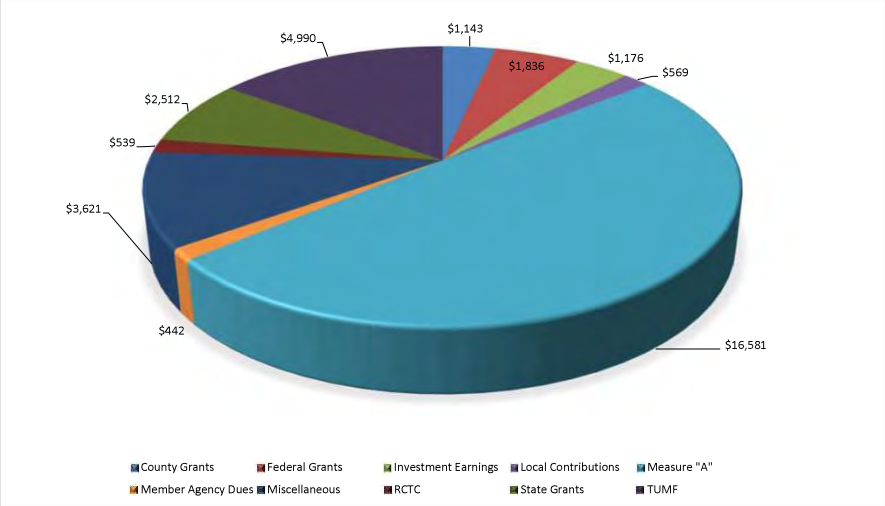

BUDGETED REVENUES- FY 2020/2021
$155,949 ('000)

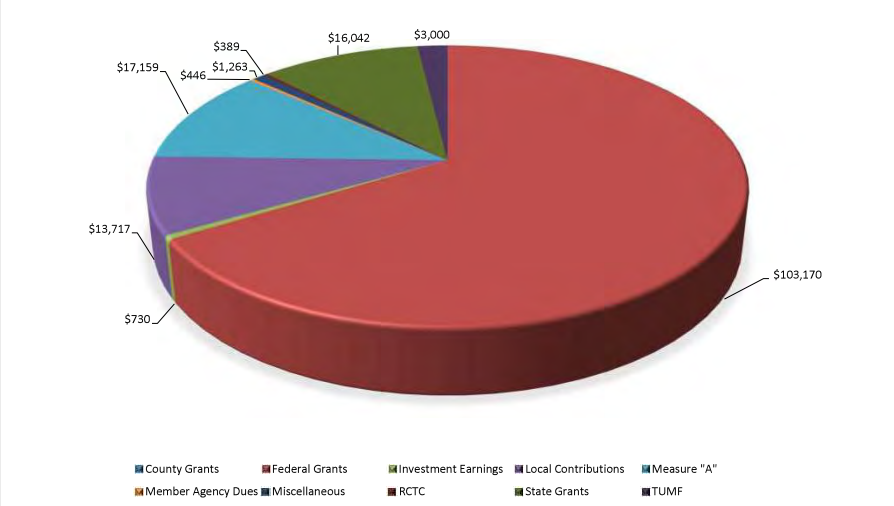

ESTIMATED REVENUES- FY 2020/2021
$72,463 ('000)

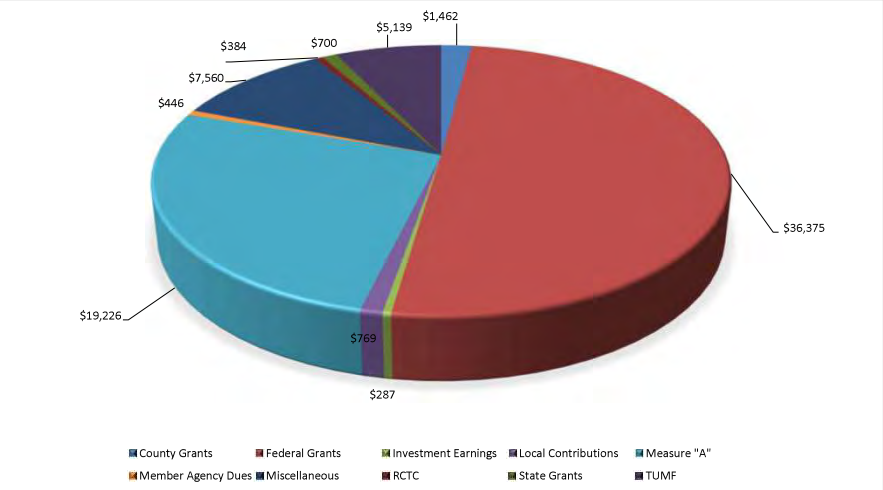

BUDGETED REVENUES- FY 2021/2022
$97,324 ('000)

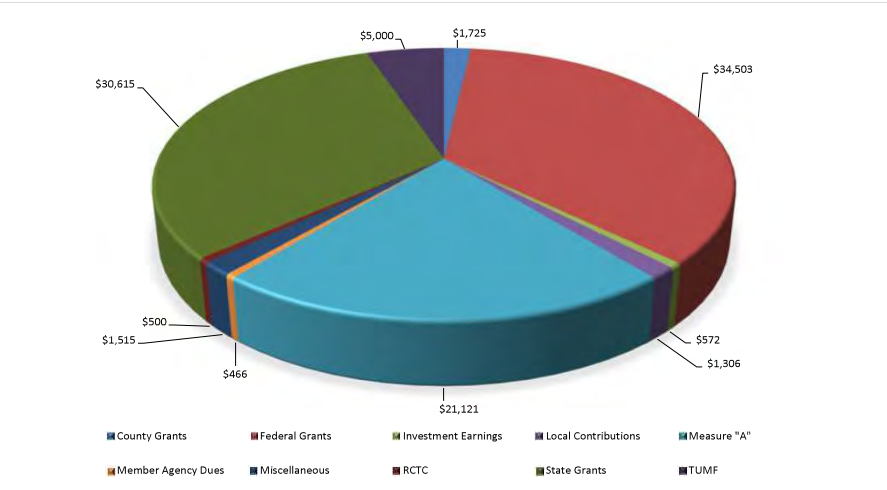

AGENCYWIDE EXPENDITURE CHARTS - ALL AMOUNTS IN THOUSANDS ('000)

$33,284('000)

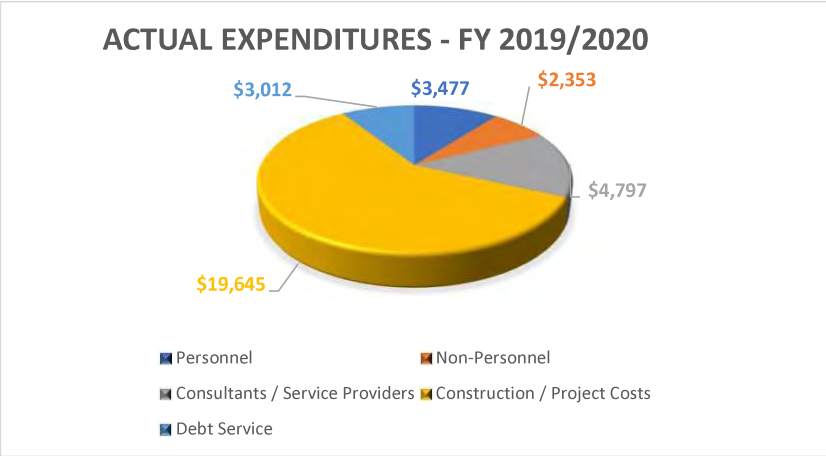

$177,552('000)

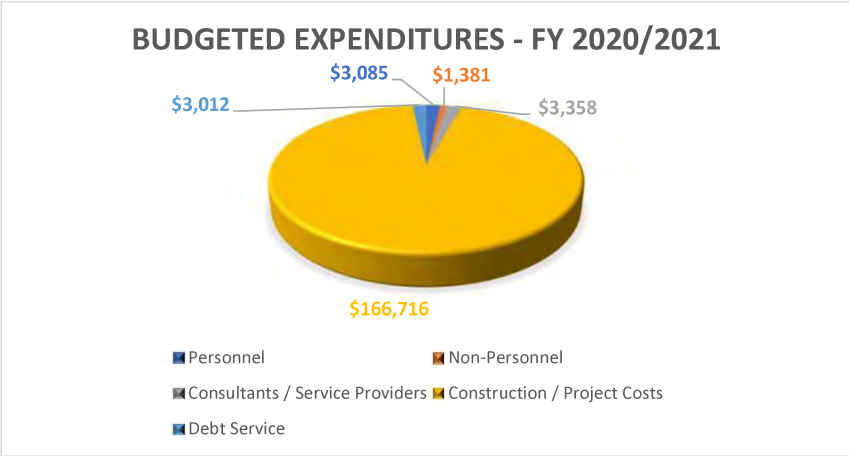

$30,016('000)

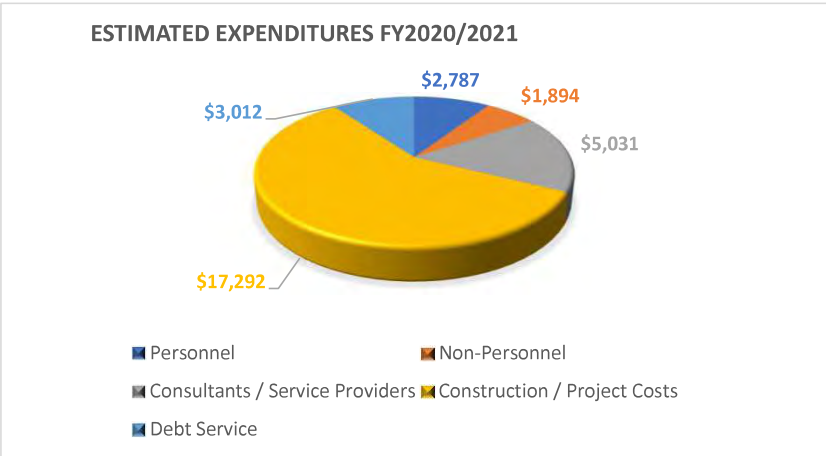

$107,075('000)

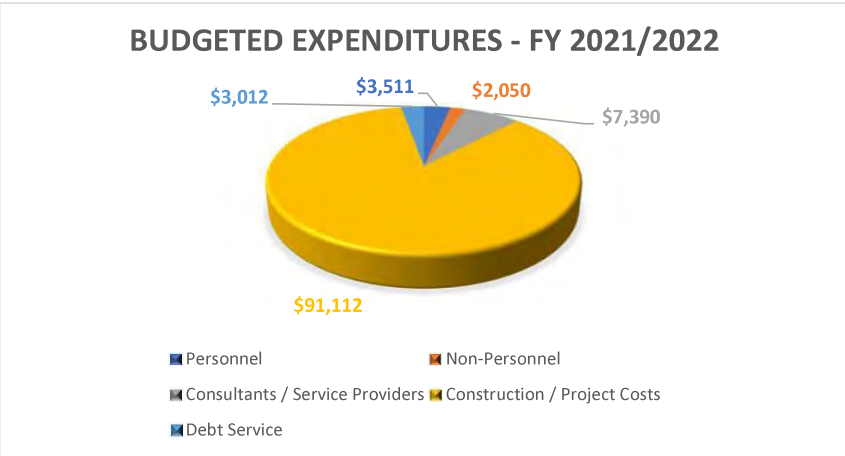

COACHELLA VALLEY ASSOCIATION OF GOVERNMENTS
POLICY COMMITTEE STRUCTURE CHART
FY 2021/2022

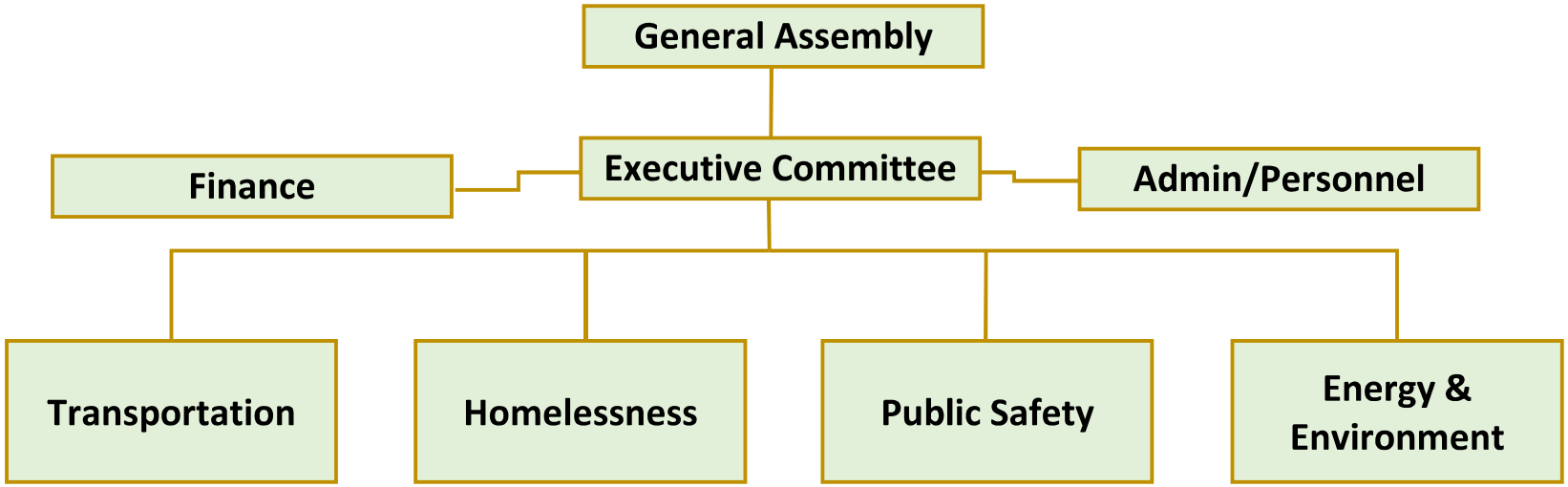

COACHELLA VALLEY ASSOCIATION OF GOVERNMENTS
FY 2020/2021
MEMBERSHIP DUES ASSESSMENTS

Jurisdiction	JAN. 2020	% of	POPULATION	ASSESSED	% of2	AV	2021/22	2020/21	Increase
JURISDICTION	POPULATION	TOTAL	ASSESSMENT	VALUE	TOTAL	ASSESSMENT	ASSESSMENT	ASSESSMENT	$ Change
BLYTHE	15,052	3.36%	$ 7,061	$ 871,715,361	0.99%	$ 2,081	$ 9,142	$ 8,698	$ 444
CATHEDRAL CITY	53,580	11.97%	$ 25,156	$ 5,062,406,194	5.75%	$ 12,084	$ 37,241	$ 36,830	$ 411
COACHELLA	47,186	10.54%	$ 22,151	$ 2,110,071,855	2.40%	$ 5,044	$ 27,195	$ 26,095	$ 1,100
DESERT HOT SPRINGS	29,660	6.63%	$ 13,934	$ 2,078,530,981	2.36%	$ 4,960	$ 18,894	$ 18,035	$ 859
INDIAN WELLS	5,403	1.21%	$ 2,543	$ 6,361,153,182	7.23%	$ 15,195	$ 17,738	$ 17,479	$ 259
INDIO	90,751	20.28%	$ 42,621	$ 9,250,690,337	10.51%	$ 22,088	$ 64,709	$ 62,473	$ 2,236
LA QUINTA	40,660	9.08%	$ 19,083	$ 14,407,036,558	16.36%	$ 34,382	$ 53,465	$ 53,445	$ 20
PALM DESERT	52,986	11.84%	$ 24,883	$ 16,217,065,983	18.42%	$ 38,712	$ 63,595	$ 62,637	$ 958
PALM SPRINGS	47,427	10.60%	$ 22,277	$ 14,433,770,068	16.39%	$ 34,445	$ 56,723	$ 55,687	$ 1,036
RANCHO MIRAGE	19,114	4.27%	$ 8,974	$ 9,303,189,564	10.57%	$ 22,214	$ 31,188	$ 30,311	$ 877
RIVERSIDE COUNTY - CVAG BOUNDARIES	45,725	10.22%	$ 21,479	$ 7,941,727,636	9.02%	$ 18,957	$ 40,435	$ 39,586	$ 849
AGUA CALIENTE BAND OF CAHUILLA INDIANS	-	-	-	-	-	-	$ 9,142	$ 8,698	$ 444
CABAZON BAND OF MISSION INDIANS	-	-	-	-	-	-	$ 9,142	$ 8,698	$ 444
TORRES MARTINEZ DESERT CAHUILLA INDIANS	-	-	-	-	-	-	$ 9,142	$ 8,698	$ 444
TWENTY-NINE PALMS BAND OF MISSION INDIANS*	-	-	-	-	-	-	$ 9,142	$ -	$ 9,142
TOTALS	447,544	100.00%	$ 210,162	$ 88,037,357,719	100.00%	$ 210,162	$ 456,891	$ 437,370	$ 19,521

*Pending Approval

POPULATION SOURCE:

Cities: Demographic Research Unit, Department of Finance, State of California as of January 2020.

County: U.S. Census increased/(decreased) by an average increase/decrease for the C.V. Cities and Blythe, 1.19% in 2018, 1.07% in 2019, and (0.18%)in 2020. Population in the County of Riverside increased by .09% as of January 1, 2020.

Assessed Valuations: Riverside County 2019/20 Assessed Valuation Report.
The total assessed valuation for the Coachella Valley Unified, Desert Sands Unified and Palm Springs Unified School Districts for FY 2019/20 was $87,165,642,358.
CVAG's boundaries are the same as the boundaries of the above school districts within Riverside County's boundaries. Riverside County's share of that assessed valuation was calculated by subtracting the assessed valuation of all those cities within those school district boundaries which totals $79,223,914,722. This leaves $7,941,727,636 for the County of Riverside's assessed valuation in the Coachella Valley. These values use the Local Roll which does not include the State Assessed (SBE) Properties.

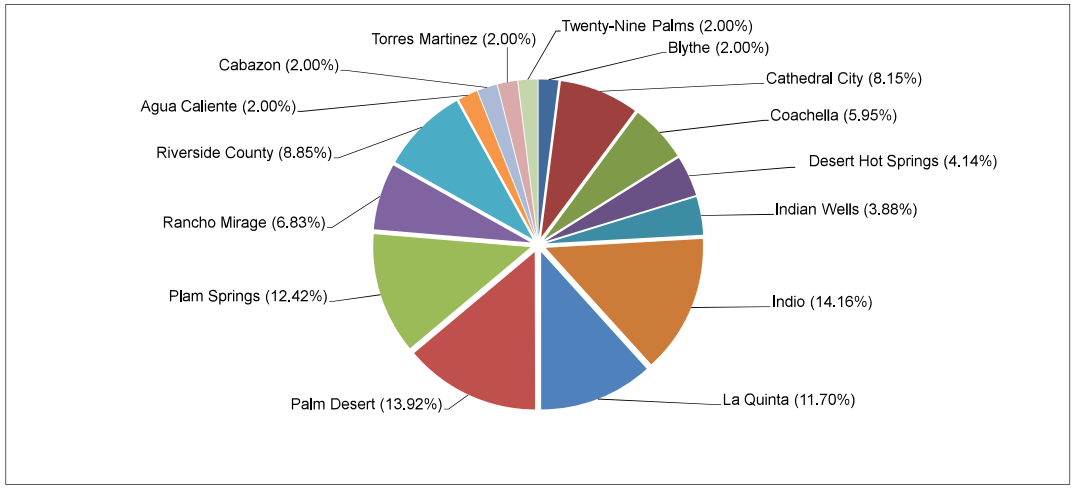

CAPITAL PROJECT - FIVE YEAR SUMMARY
(PROJECT/FUNDING APPROVED BY EXECUTIVE COMMITTEE FOR CONSTRUCTION)
FISCAL YEAR 2021/2022

TRANSPORTATION	FY 2021/22	FY 2022/23	FY 2023/24	FY 2024/25
Madison Street from Avenue 52 to Indio Boulevard Phase 2 Under Construction Lead Agency: City of Indio **Funded from Regional / Local Fund Sources**	$ 2,691,369			
Indian Canyon from Garnet Avenue to/including Railroad Crossing Bridge Right of Way, Utilities, Construction in 2021 Lead Agency: City of Palm Springs **Funded from STIP / HBRR / Regional / Local Fund Sources**	$ 11,307,043			
Cathedral Canyon Drive Bridge over WWR Design, Construction in 2019 Lead Agency: City of Cathedral City **Funded from HBP / Regional / Local Fund Sources**	$ 1,632,680			
Avenue 66 Grade Separation over UPRR Construction Lead Agency: County of Riverside **Funded from Regional / Local Fund Sources**	$ 5,257,109	$ 1,000,000	$ 500,000	
Frank Sinatra Bridge over WWR PS&E, Construction in 2021 (Pending HBP Funding) Lead Agency: City of Rancho Mirage **Funded from HBP / Regional / Local Fund Sources**		$ 12,786,981		
Ramon Road Bridge Widening over WWR Final Design and Right of Way (Pending HBP Funding) Lead Agency: City of Palm Springs **Funded from HBP / Regional / Local Fund Sources**		$ 8,919,775	$ 17,839,558	
Vista Chino Bridge over WWR Final Design and Right of Way (Pending HBP Funding) Lead Agency: City of Palm Springs **Funded from HBP / Regional / Local Fund Sources**		$ 23,249,056	$ 23,249,056	$ 40,249,056

TRANSPORTATION	FY 2021/22	FY 2022/23	FY 2023/24	FY 2024/25
South Palm Canyon Bridge over Tahquitz Creek Final Design and Right of Way (Pending HBP Funding) Lead Agency: City of Palm Springs **Funded from HBP / Regional / Local Fund Sources**		$ 2,324,903	$ 3,459,154	
East Palm Canyon Bridge over Palm Canyon Wash Environmental, Utility, Coordination and Right of Way Lead Agency: City of Palm Springs **Funded from HBP / Regional / Local Fund Sources**		$ 1,712,780	$ 6,240,850	
Dune Palms Bridge over WWR Right of Way, Construction in late 2021 (Pending HBP Funding) Lead Agency: City of La Quinta **Funded from HBP / Regional / Local Fund Sources**	$ 3,859,346	$ 4,099,992		
Avenue 44 Bridge over WWR Construction 2022 (Pending HBP Funding) Lead Agency: City of Indio **Funded from HBP / Regional / Local Fund Sources**		$ 581,227		
Date Palm Drive (I-10 and Varner) Design Lead Agency: City of Cathedral City **Funded from Regional / Local Fund Sources**	$ 1,248,577	$ 1,248,579		
North Indian Canyon Drive Widening PS&E, Utility relocation Lead Agency: County of Riverside **Funded from Regional / Local Fund Sources**		$ 666,667		
Portola Avenue / I-10 Interchange Design Lead Agency: County of Riverside **Funded from Regional / Local Fund Sources**		$ 10,000,000	$ 9,420,500	
Bicycle & Pedestrian Safety Program Projects are either under construction or have been completed Lead Agency: Various **Funded from Regional / Local Fund Sources**	$ 2,899,135	$ 500,000		

TRANSPORTATION	FY 2021/22	FY 2022/23	FY 2023/24	FY 2024/25
Interchange Preparation Fund Design Lead Agency: Various **Funded from Regional / Local Fund Sources**	$ 872,848			
Varner Road Improvement (Ramon Road to Monterey) Completed (Future Reimbursmeent) Lead Agency: County **Funded from Regional / Local Fund Sources**	$ 2,494,343			
Portola Avenue (North of Gerald Ford Drive) Completed (Future Reimbursmeent) Lead Agency: City of Palm Desert **Funded from Regional / Local Fund Sources**	$ 2,139,739			
CV Link (Segment 1) Construction Lead Agency: CVAG **Funded from STIP/ATP/CMAQ/AQMD/DHCD/Local Fund Sources**	$ 32,203,345	$ 20,353,014		
CV Sync (Phase 1) Construction Lead Agency: CVAG **Funded from CMAQ/Local Fund Sources**	$ 24,506,439			
TOTAL	$ 91,111,975	$ 87,442,974	$ 60,709,118	$ 40,249,056

CVAG Staff Organization Chart
FY 2021/ 2022

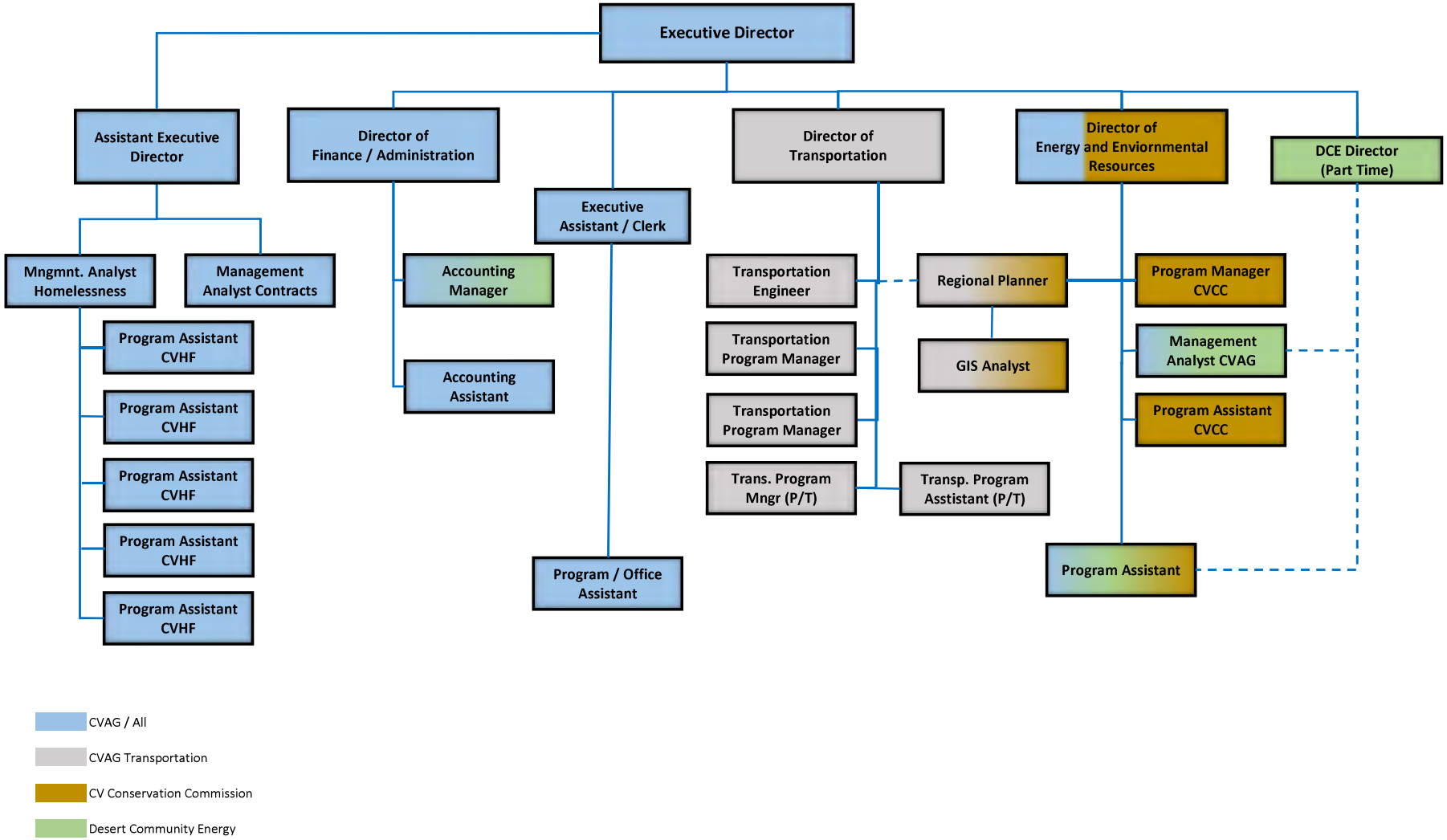

FISCAL OVERVIEW

This section of the document presents the financial overview of CVAG's proposed Operating Budgets. It compares expenditures with available resources.

FUND SUMMARY

The Fund Summary Report provides an overview of the financial activities anticipated in each fund through the proposed fiscal year.

OVERALL AGENCYWIDE SUMMARY

The Overall Agencywide Summary Report provides a summary of the FY 2021/22 proposed budget. In addition, the Report compares the proposed budget with the year-end revenue and expenditure estimates for FY 2020/21, the adopted budget for FY 2020/21 and the audited financial statements for FY 2019/20.

BUDGET BY PROGRAMS

The Budget By Programs Report provides an overview of the financial activities anticipated in each program for FY 2021/22.

FUND SUMMARY - FY 2021/2022

	Fund	Est. Beg. Fund Balance	Estimated Revenues	Estimated Expenditures	Transfer In	Transfer Out	Est. End. Fund Bal.
	General Fund	$ 1,497,982	$ 490,553	$ (416,052)	$ -	$ (2,408)	$ 1,570,075
202/206	Energy Partnership	116,056	7,756	(30,058)	-	-	$ 93,755
203	Aerial Photography/Events	23,379	-	(2,500)	-	-	$ 20,879
204/205	Bus Passes / Homelessness	923,413	1,763,833	(1,308,331)	-	-	$ 1,378,914
207	Tire Amnesty	-	50,000	(52,757)	2,757	-	$ 0
210	Desert Community Energy	-	549,909	(549,909)	-	-	$ 0
301	AB2766	225,347	428,289	(50,545)	-	(269,402)	$ 333,689
321	Used Oil Recycling	110,115	89,967	(119,436)	5,196	-	$ 85,842
411	SCAG	0	279,000	(288,242)	9,242	-	$ 0
501	AB939	81,930	32,100	(35,894)	-	(7,953)	$ 70,183
601	TUMF / Transportation Admininstration	3,085,380	5,006,684	(4,191,368)	-	-	$ 3,900,696
611	Measure A	93,501,276	34,297,573	(37,561,548)	-	(7,870,348)	$ 82,366,953
612	LTF/ PP&M	635	450,000	(29,003)	-	(420,742)	$ 890
618/626/627	CV Link	-	33,091,111	(33,502,611)	411,500	-	$ 0
624	Signal Synchronization	-	19,549,003	(27,419,351)	7,870,348	-	$ 0
631/632/634	MSHCP	42,377	845,780	(845,780)	-	-	$ 42,377
702	Regional Street Sweeping	442,086	386,000	(655,402)	269,402	-	$ 442,086
711	COLMAC	-	13,850	(16,257)	2,408	-	$ 0
	Total	$ 100,049,976	$ 97,331,407	$ (107,075,043)	$ 8,570,853	$ (8,570,853)	$ 90,306,341

OVERALL AGENCYWIDE SUMMARY

	FY2019/20 Actual	FY2020/21 Budget	FY2020/21 Yr. End Est.	FY2021/22 Budget
BEGINNING FUND BALANCE	**$ 57,653,429**	**$ 31,442,470**	**$ 57,796,957**	**$ 100,049,976**
REVENUES:				
1001 Member Agency Dues	$ 442,466	$ 446,346	$ 446,346	$ 465,867
2001 CMAQ	$ -	$ -	$ -	$ 19,549,003
2031 ATP - Fed & State	1,889,170	-	-	6,836,998
3001 AB2766	394,958	431,165	427,924	428,000
3011 AQMD	610,223	-	-	10,666,348
3021 Used Oil Grant	89,899	90,100	89,899	89,750
3031 MSRC	-	200,000	200,000	220,000
4001 SCAG Planning Grant	-	-	-	279,000
5001 AB939	-	31,860	31,860	31,860
5012 Air Quality Enhancement / COLMAC	150,000	163,190	150,000	163,850
6001 Measure "A"	16,416,805	17,159,000	19,126,000	21,121,120
6011 Meas. "A" In Lieu	164,632	-	100,042	-
6012 TUMF	4,990,263	3,000,000	5,138,633	5,000,000
6021 Transportation - Local Contributions	-	-	-	1,076,047
6025 Local Repayments - Transportation	568,595	568,595	568,595	10,421
6042 RCTC - PP&M	49,034	20,000	15,000	50,000
6051 RCTC - LTF	490,350	369,000	369,000	450,000
6061 STIP	-	-	-	15,537,765
6062 Highway Bridge Program Funds	-	-	-	11,535,112
7001 MSHCP / CVCC	607,001	771,169	749,372	845,780
7005 DCE Reimbursement for Staffing and Admin	157,776	455,419	561,062	549,909
7006 Energy Conservation Funding	20,910	5,000	16,911	7,500
7010 City, County, Healthcare District Contributions and Grants	1,143,044	1,559,700	1,462,296	1,725,000
VAR Other Transportation Funding	1,213,542	74,434,139	36,375,000	-
7031 Other Revenue	2,855,861	55,513,676	6,249,928	119,667
8001 Investment Income	1,176,086	730,400	287,155	572,411
Total Revenues	$ 33,430,614	$ 155,948,759	$ 72,365,023	$ 97,331,407
EXPENDITURES:				
Personnel				
1101 Salaries	$ 1,810,003	$ 2,058,575	$ 1,856,723	$ 2,442,385
1200 Benefits	1,665,689	1,026,463	930,526	1,068,566
Total Personnel Expenditures	$ 3,475,692	$ 3,085,038	$ 2,787,249	$ 3,510,951

OVERALL AGENCYWIDE SUMMARY (CONTINUED)

	FY2019/20 Actual	FY2020/21 Budget	FY2020/21 Yr. End Est.	FY2021/22 Budget
Non-Personnel				
2321 Communications / Phone	$ 28,758	$ 31,320	$ 31,841	$ 41,731
2341 Advertising	6,326	19,000	9,918	19,998
2353 Comprehensive Insurance	104,042	90,050	89,875	93,958
2401 Memberships / Registration	3,942	19,500	5,370	7,250
2415 Postage	2,023	4,000	1,249	2,600
2416 Photocopying	1,333	-	-	2,476
2417 General Expense	9,848	11,000	6	10,000
2418 Meeting Attendance Stipend	22,044	46,000	31,625	58,736
2421 Subscriptions	731	2,400	500	2,400
2422 Computer Software	304,252	43,360	37,915	124,160
2423 Office Supplies	4,898	10,000	12,077	17,688
2425 Legal Services	1,100,328	550,000	1,107,915	778,000
2428 Accounting Services	31,845	38,000	38,034	38,000
2431 Professional Services	564,701	186,933	381,222	436,119
2451 Equipment Lease / Maintenance	21,942	13,000	7,651	13,000
2461 Building Lease / Rent	95,993	130,000	106,088	110,000
2481 Printing	18,123	7,000	4,516	4,525
2484 Resource Materials	1,508	4,000	933	2,000
2485 Training - Employee	9,197	25,550	11,111	31,350
2486 Training - Employer	-	-	-	-
2502 Local Meetings	9,525	11,150	6,125	23,998
2503 Travel and Training	2,167	12,000	653	5,000
2512 Utilities	9,106	15,000	9,557	12,000
2601 Community Forums/CVAG Conference		32,000		20,000
4821 Equipment/Improvements		80,000		195,000
Total Non-Personnel Expenditures	$ 2,352,631	$ 1,381,263	$ 1,894,179	$ 2,049,989
Other				
2432 Consultants / Service Providers	$ 4,797,425	$ 3,358,181	$ 5,031,171	$ 7,389,894
2433 Construction / Project Costs	19,644,868	166,715,491	17,291,707	$ 91,111,975
8900 Interest Expense	-	-	-	-
8981 Debt Service	3,012,233	3,012,233	3,012,233	3,012,233
3500 Operating Transfers Out	2,625,187	3,932,442	3,144,740	8,570,853
9000 Operating Transfers In	(2,625,187)	(3,932,442)	(3,144,740)	(8,570,853)
Total Other	$ 27,454,526	$ 173,085,905	$ 25,335,111	$ 101,514,102
Total Personnel/Non-Personnel/Other	$ 33,282,849	$ 177,552,206	$ 30,016,539	$ 107,075,042
Net Excess (Deficit)	$ 147,765	$ (21,603,447)	$ 42,348,484	$ (9,743,635)
ENDING FUND BALANCE	**$ 57,801,194**	**$ 9,839,023**	**$ 100,145,441**	**$ 90,306,341**

BUDGET BY PROGRAMS - FY 2021/2022

		TRANSPORTATION	COMMUNITY RESOURCES	ENERGY AND ENVIRONMENTAL RESOURCES	ADMINISTRATION	TOTAL
BEGINNING FUND BALANCE		**$ 96,587,291**	**$ 1,590,846**	**$ 373,858**	**$ 1,497,982**	**$ 100,049,976**
	REVENUES:					
1001	Member Agency Dues	$ -	271,265	112,736	81,866	465,867
2001	CMAQ	19,549,003	-	-	-	19,549,003
2031	ATP - Fed & State	6,836,998				6,836,998
3001	AB2766	-	428,000	-	-	428,000
3011	AQMD	10,666,348	-	-	-	10,666,348
3021	Used Oil Grant	-	-	89,750	-	89,750
3031	MSRC	-	220,000	-	-	220,000
4001	SCAG Planning Grant	279,000	-	-	-	279,000
5001	AB939	-	-	31,860	-	31,860
5011	Tipping Fees	-	-	-	-	-
5012	Air Quality Enhancement / COLMAC	-	163,850	-	-	163,850
6001	Measure "A"	21,121,120	-	-	-	21,121,120
6011	Meas. "A" In Lieu	-	-	-	-	-
6012	TUMF	5,000,000	-	-	-	5,000,000
6021	Transportation - Local Contributions	1,076,047	-	-	-	
6025	Local Repayments - Transportation	10,421	-	-	-	10,421
6031	RCTC Bond Proceeds	-	-	-	-	-
6032	RCTC - Admin. Reimbursement	-	-	-	-	-
6042	RCTC - PP&M	50,000	-	-	-	50,000
6051	RCTC - LTF	450,000	-	-	-	450,000
6061	STIP	15,537,765	-	-	-	15,537,765
6062	Highway Bridge Program Funds	11,535,112	-	-	-	11,535,112
7001	MSHCP / CVCC	-	-	845,780	-	845,780
7005	DCE Reimbursement for Staffing and Admin	-	-	549,909	-	549,909
7006	Energy Conservation Funding	-	-	7,500	-	7,500
7010	City, County, Healthcare District Contributions and Grants	-	1,725,000	-	-	1,725,000
7031	Other Transportation Funding	-	-	-	-	-
7031	Other Revenue	-	51,000	50,000	18,667	119,667
8001	Investment Income	561,557	4,122	713	6,019	572,411
8005	Gain (Loss) on Investments	-	-	-	-	-
	Total Revenues	$ 92,673,371	2,863,236	1,688,249	106,552	97,331,407
	EXPENDITURES:					
Personnel						
1101	Salaries	$ 1,056,745	$ 470,260	$ 915,379	$ -	$ 2,442,385
1200	Benefits	437,512	252,287	378,767	-	1,068,566
	Total Personnel Expenditures	$ 1,494,257	$ 722,547	$ 1,294,147	$ -	$ 3,510,951

	TRANSPORTATION	COMMUNITY RESOURCES	ENERGY AND ENVIRONMENTAL RESOURCES	ADMINISTRATION	TOTAL
Non-Personnel					
2321 Communications / Phone	$ 16,115	$ 11,611	$ 14,005	$ -	$ 41,731
2341 Advertising	7,426	1,201	11,370	-	19,998
2353 Comprehensive Insurance	38,042	22,854	33,062	-	93,958
2401 Memberships / Registration	6,533	254	463	-	7,250
2415 Postage	1,176	403	1,020	-	2,600
2416 Photocopying	1,713	89	674	-	2,476
2417 General Expense	4,262	2,033	3,704	-	10,000
2418 Meeting Attendance Stipend	19,741	24,748	14,247	-	58,736
2421 Subscriptions	1,023	488	889	-	2,400
2422 Computer Software	52,922	25,244	45,994	-	124,160
2423 Office Supplies	3,847	9,916	3,926	-	17,688
2425 Legal Services	741,082	13,286	23,631	-	778,000
2428 Accounting Services	16,197	7,726	14,077	-	38,000
2431 Professional Services	327,428	57,989	50,703	-	436,119
2451 Equipment Lease / Maintenance	5,541	2,643	4,816	-	13,000
2461 Building Lease / Rent	46,887	22,365	40,748	-	110,000
2481 Printing	-	214	4,311	-	4,525
2484 Resource Materials	852	407	741	-	2,000
2485 Training - Employee	13,363	6,374	11,613	-	31,350
2486 Training - Employer	-	-	-	-	-
2502 Local Meetings	5,185	14,979	3,834	-	23,998
2503 Travel and Training	2,934	712	1,354	-	5,000
2512 Utilities	5,115	2,440	4,445	-	12,000
2601 Community Forums/CVAG Conf.	-	-	-	20,000	20,000
4821 Equipment/Improvements	-	-	-	195,000	195,000
Total Non-Personnel Expenditures	$ 1,317,385	$ 227,976	$ 289,628	$ 215,000	$ 2,049,989
Other					
2432 Consultants / Service Providers	$ 7,280,492	$ 12,975	$ 96,427	$ -	$ 7,389,894
2433 Construction / Project Costs	89,887,869	1,195,106	29,000	-	91,111,975
8981 Debt Service	3,012,233	-	-	-	3,012,233
3500 Operating Transfers Out	8,291,090	269,402	10,361	-	8,570,853
9000 Operating Transfers In	(8,291,090)	(271,810)	(7,953)		(8,570,853)
Total Non-Personnel Expenditures	$ 100,180,594	$ 1,205,673	$ 127,835	$ -	$ 101,514,102
Total Personnel/Non-Personnel/Other	$ 102,992,236	$ 2,156,196	$ 1,711,610	$ 215,000	$ 107,075,042
Net Excess (Deficit) - 101 Amounts Included in Admin	$ (10,318,865)	$ 563,958	$ (60,822)	$ 72,093	$ (9,743,635)
ENDING FUND BALANCE	**$ 86,268,426**	**$ 2,154,805**	**$ 313,037**	**$ 1,570,075**	**$ 90,306,341**

PROGRAM BUDGETS

This section of the document presents the budget overview of the revenues and expenditures anticipated in each of CVAG's four programs. It combines the various funds into the respective programs to illustrate how each individual program is funded.

TRANSPORTATION DEPARTMENT
PROGRAM GOALS AND OBJECTIVES
FISCAL YEAR 2021/22

The Work Plan for 2021/22 is separated into ten main program areas:

1) <u>Transportation Department Operations</u>

- Transportation Program Administration
- Implementation of Transportation Project Prioritization Study (TPPS), Regional Arterial Cost Estimate (RACE) and Active Transportation Program (ATP)
- Capital Improvement Program (CIP) Update
- Other Transportation Planning
- Operations Management and Administration

This program area performs primarily administrative functions which consist of general transportation program administrative activities and various transportation planning duties in support of the Transportation Department. Continued implementation of the 2016 TPPS, RACE and ATP Program and construction of the CV Link and CV Sync are the primary considerations this fiscal year, as well as a cash flow analysis that will help determine the timing of future transportation projects.
(Funded from Measure A, TUMF and Active Transportation Program Funds)

2) <u>Project Management and Contract Administration</u>

- Financial Cash Flow
- Project Status Tracking
- Preparation and Monitoring of Reimbursement Agreements

Includes staff time to conduct project oversight (design, environmental, construction and close-out), preparation of reimbursement agreements for regional arterial, interchange and bridge projects, review and approval of project billings in accordance with project scope of work and participation in project development team meetings and associated staff reports.
(Funded from Measure A, TUMF, LTF and Special Program Funds)

3) <u>CV Link Project Development (Phased)</u>

- Construction
- Project Development and Monitoring
- Cash Flow Tracking
- Grant Condition Monitoring

Includes construction of largest segment to date, staff time to conduct project oversight of services needed for future phases (environmental compliance, right-of-way and phased construction of later segments); review of project billings; participation in project development team meetings and preparation of associated

reports. Finalizing construction plans, specifications, and cost estimates for additional phases of the CV Link Project is also a consideration this fiscal year.

(Funded from Riverside County Regional Park and Open Space District Grant, Caltrans Environmental Justice Grant, California Strategic Growth Council Grant, PP&M, LTF, Sentinel Project AQMD Grant, Desert Healthcare District, CMAQ, STIP, ATP and Measure A)

4) <u>CV Sync Project Development (Phased)</u>

- Construction
- Project Development and Monitoring
- Cash Flow Tracking
- Grant Condition Monitoring

Includes construction of Phase 1 and first three corridors, staff time to conduct project oversight of consultant services (environmental compliance, right-of-way and phased construction plans); review of project billings; participation in project development team meetings and preparation of associated reports. Finalizing construction plans, specifications and cost estimates and starting construction of Phase 2 is also a consideration this fiscal year.
(Funded from CMAQ, STIP, and Measure A)

5) <u>Riverside County Transportation Commission (RCTC) Programs</u>

- Congestion Management Program/System (CMP/CMS)
- RCTC Technical Advisory Committee
- SB 821
- Coachella Valley Rail Program
- Local Streets & Roads

Includes staff time to support the Riverside County Congestion Management Program; analysis of traffic patterns through the traffic count program; provide RCTC staff regional transportation project information for the State Regional Transportation Improvement Program (RTIP); support the RCTC Technical Advisory Committee; support efforts for County-wide SB 821 and Local Streets & Roads funding; Coachella Valley Passenger Rail Service Development Plan.
(Funded from LTF, STA, Proposition 1B [one-time funds] and TUMF)

6) <u>Planning, Programming and Monitoring Program</u>

- Regional Transportation Improvement Program/State Transportation Improvement Program (RTIP/STIP)

This area includes staff time in support of the State Transportation Improvement Program (STIP) and Regional Transportation Improvement Program (RTIP), support in implementation of the CVAG Transportation Project Prioritization Study (TPPS), coordination of updates to the Capital Improvement Plan (CIP), and monitoring and examining impacts of implementing SB 45. TPPS activities support the regional project construction program which includes staff time to

develop an annual prioritized list of construction projects and required financial resources.
(Funded from PP&M, LTF and Measure A)

7) <u>Miscellaneous Programs</u>

- GIS Information Services
- Maintain Transportation Model
- Regional Arterial Traffic Count Program

This area involves support to multiple programs with a focus on key project areas. These areas include staff time and project management to maintain and provide input for GIS Information Services, the countywide transportation demand model, the regional arterial traffic count program, and transportation legislation review and analysis. GIS Information Services includes staff time to provide regional land use information to CVAG jurisdictions, developers, SCAG and Caltrans. The countywide transportation model involves support for the RIVCOM transportation model for forecasting projected transportation system needs to the year 2039.
(Funded from Measure A, TUMF, and Special Program Funds)

8) <u>Congestion Management /Air Quality Programs</u>

- CMAQ Programs
- Conformance with SIP requirements

Involves Transportation Department staff support to CMAQ program areas. Also includes implementation of State Implementation Plan (SIP) conformance to CVAG regional projects.
(Funded from CMAQ and Measure A)

9) <u>Transportation Uniform Mitigation Fee (TUMF) Program</u>

- TUMF Program Administration
- TUMF/GIS Interface
- TUMF Audits

Includes staff time in support of the TUMF program and TUMF/GIS Interface program. TUMF program activities include staff time to update the program, monitor the implementation of the TUMF program in member jurisdictions, to perform annual fiscal reviews of building permits and monthly TUMF collections, to research, analyze and prepare reports for TUMF appeals, to enter TUMF collections in the TUMF data base, to meet with developers on request to review potential TUMF assessments, and to perform special TUMF analysis on request. The TUMF/GIS Interface program requires support for continuing the development of integrating the TUMF collection process with electronic transmission of new development information for land use coverages. Continued coordination with RCTC on TUMF compliance by Coachella Valley jurisdictions. The TUMF program is a primary consideration this fiscal year.
(Funded from TUMF)

10) <u>Governmental and Special Projects</u>

- Southern California Association of Governments (SCAG)

The SCAG program includes staff time to coordinate the CVAG sub-region SCAG Program needs, develop annual growth projections, provide input to the Federal and Regional Transportation Improvement Plans (FTIP and RTIP), and assist SCAG with transportation modeling refinements. Additionally, staff performs specific transportation project work for SCAG.
(Funded from Special Program Funds)

- Special Projects

Some proposed projects may involve general fund money or special grants. Any project not already a part of the regular work programs, will be brought through the committee process for approval of the proposed work.
(Funded from Special Grant funds)

TRANSPORTATION PROGRAM - FY 2021/2022

	FUND 601 TUMF PROGRAM	FUND 611 MEASURE A	FUND 612 LTF / PP&M	FUND 618 CV LINK	FUND 624 SIGNAL SYNCHRON.	FUND 411 SCAG/OWP	TOTALS
BEGINNING FUND BALANCE	**$ 3,085,380**	**$ 93,501,276**	**$ 635**	**$ -**	**$ -**	**$ 0**	**$ 96,587,291**
REVENUES:							
1001 Member Agency Contributions	$ -	$ -	$ -	$ -	$ -	$ -	$ -
2001 CMAQ	-	-	-	-	19,549,003	-	19,549,003
3011 AQMD	-	-	-	10,666,348	-	-	10,666,348
3031 MSRC	-	-	-	-	-	-	-
4001 SCAG Planning Grant	-	-	-	-	-	279,000	279,000
2031 ATP - Fed & State	-	-	-	6,836,998	-	-	6,836,998
5012 Air Quality Enhancement / COLMAC	-	-	-	-	-	-	-
6001 Measure "A"	-	21,121,120	-	-	-	-	21,121,120
6011 Meas. "A" In Lieu	-	-	-	-	-	-	-
6012 TUMF	5,000,000	-	-	-	-	-	5,000,000
6021 Trans - Local Contributions	-	1,076,047	-	-	-	-	1,076,047
6025 Local Repayments - Transportation	-	10,421	-	-	-	-	10,421
6031 RCTC Bond Proceeds	-	-	-	-	-	-	-
6032 RCTC - Admin. Reimbursements	-	-	-	-	-	-	-
6042 RCTC - PP&M	-	-	-	50,000	-	-	50,000
6051 RCTC - LTF	-	-	450,000	-	-	-	450,000
6061 STIP	-	-	-	15,537,765			15,537,765
6062 Highway Bridge Program Funds	-	11,535,112	-	-	-	-	11,535,112
7001 MSHCP / CVCC	-	-	-	-	-	-	-
7005 Energy Conservation Funding	-	-	-	-	-	-	-
7010 Homeless Funding	-	-	-	-	-	-	-
7031 Other Transportation Funding	-	-	-	-	-	-	-
7031 Other Revenue	-	-	-	-	-	-	-
8001 Investment Income	6,684	554,873	-	-	-	-	561,557
8005 Gain (Loss) on Investments	-	-	-	-	-	-	-
Total Revenues	$ 5,006,684	$ 34,297,573	$ 450,000	$ 33,091,111	$ 19,549,003	$ 279,000	$ 92,673,371
EXPENDITURES:							
Personnel							
1101 Salaries	$ 233,263	$ 414,674	$ 16,615	$ 280,753	$ 106,328	$ 5,113	$ 1,056,745
1200 Benefits	$ 101,310	$ 180,096	$ 6,786	$ 99,623	$ 48,039	$ 1,658	$ 437,512
Total Personnel Expenditures	$ 334,573	$ 594,770	$ 23,401	$ 380,377	$ 154,366	$ 6,770	$ 1,494,257
Non-Personnel							
2321 Communications / Phone	$ 3,614	$ 6,424	$ 260	$ 4,086	$ 1,658	$ 72	$ 16,115
2341 Advertising	1,496	2,770	7	3,108	44	2	7,426
2353 Comprehensive Insurance	8,533	15,165	614	9,647	3,914	170	38,042
2401 Memberships / Registration	6,120	212	9	135	55	2	6,533
2415 Postage	358	657	7	108	44	2	1,176
2416 Photocopying	223	410	1,003	54	22	1	1,713
2417 General Expense	956	1,699	69	1,081	439	19	4,262
2418 Meeting Attendance Stipend	5,909	10,832	128	2,017	818	35	19,741
2421 Subscriptions	229	408	17	259	105	5	1,023
2422 Computer Software	11,870	21,096	854	13,420	5,445	236	52,922
2423 Office Supplies	894	1,596	58	912	370	16	3,847
2425 Legal Services	2,486	9,418	179	727,810	1,140	49	741,082
2427 Medical Services	-	-	-	-	-	-	-
2428 Accounting Services	3,633	6,457	261	4,107	1,667	72	16,197
2431 Professional Services	42,674	78,219	930	132,208	73,140	257	327,428
2451 Equipment Lease / Maintenance	1,243	2,209	89	1,405	570	25	5,541
2461 Building Lease / Rent	10,516	18,690	757	11,889	4,824	209	46,887
2484 Resource Materials	191	340	14	216	88	4	852
2485 Training - Employee	2,997	5,327	216	3,388	1,375	60	13,363
2502 Local Meetings	1,302	2,370	43	681	276	512	5,185
2503 Travel and Training	403	743	4	1,059	24	701	2,934
2512 Utilities	1,147	2,039	83	1,297	526	23	5,115
Total Non-Personnel Expenditures	$ 106,795	$ 187,082	$ 5,602	$ 918,889	$ 96,546	$ 2,471	$ 1,317,385
Other							
2432 Consultants / Service Providers	$ 250,000	$ 150,000	$ -	$ 3,200,000	$ 3,513,092	$ 167,400	$ 7,280,492
2433 Construction / Project Costs	3,500,000	33,617,577	-	29,003,345	23,655,347	111,600	89,887,869
8981 Debt Service	-	3,012,233	-	-	-	-	3,012,233
4821 Fixed Assets	-	-	-	-	-	-	-
3500 Operating Transfers Out	-	7,870,348	420,742	-	-	-	8,291,090
9000 Operating Transfers In	-	-	-	(411,500)	(7,870,348)	(9,242)	(8,291,090)
Total Non-Personnel Expenditures	$ 3,750,000	$ 44,650,158	$ 420,742	$ 31,791,845	$ 19,298,091	$ 269,758	$ 100,180,594
Total Personnel/Non-Personnel/Other	$ 4,191,368	$ 45,432,010	$ 449,745	$ 33,091,111	$ 19,549,003	$ 279,000	$ 102,992,236
Net Excess (Deficit)	$ 815,316	$ (11,134,437)	$ 255	$ 0	$ 0	$ 0	$ (10,318,865)
ENDING FUND BALANCE	**$ 3,900,696**	**$ 82,366,839**	**$ 890**	**$ 0**	**$0**	**$ 0**	**$ 86,268,426**

COMMUNITY RESOURCES
PROGRAM GOALS AND OBJECTIVES
FISCAL YEAR 2021/2022

The goals for the Community Resources Department for fiscal year 2021/22 are managing programs that encompass the topics of homelessness, public safety, and community development.

Addressing Homelessness in Coachella Valley: The CVAG Homelessness Committee facilitates coordinated strategies to address this serious issue through regional initiatives like CV Housing First. The program, which started in 2017, follows a nationally successful housing first model to address chronic homelessness in the Coachella Valley. The program utilizes crisis stabilization units – which are apartments and hotel rooms – to provide temporary supportive housing while case mangers work with individuals to find a stable income or public benefits and then get them into permanent housing solutions. CV Housing First also provides rapid resolution to quickly address those needs of individuals who have recently entered homelessness. These solutions could mean help to fix their car, which then provides them the transportation they need between their housing and work in order to sustain the job that keeps them off the streets.

This program is focused on addressing clients on the CV 200 list, a by-name list of chronically homeless individuals who have been identified by local law enforcement and other program providers as the most familiar faces. These are the highest utilizers of public resources: the ones who most interacting with public safety and police; most commonly loitering in front of local businesses; and most frequently showing up in the local emergency rooms to use healthcare system resources. By identifying these individuals, CVAG is using outreach and case management to get them off the streets, and into housing – thereby reducing the total costs to the general public.

In 2020, the CVAG Executive Committee authorized the transition of the CV Housing First program from one that is operated by CVAG staff. CVAG in this fiscal year will continue the program. Additional grant opportunities, which were accepted by the CVAG Executive Committee, will allow CVAG to expand the staffing capacity of the program and launch a mobile access center.

In addition to overseeing CV Housing First, CVAG and the Committee will continue to work closely with its partners – including Riverside County Supervisor V. Manuel Perez and the Desert Healthcare District/ Foundation – to support collaborative approaches to addressing homelessness in Coachella Valley.

Alan Seman Bus Pass Program: This program will be in its 14th year of distributing bus passes to homeless individuals valley-wide through various community based organizations and non-profit groups. The program is named after the late Alan Seman, who was Mayor Pro Tem of the City of Rancho Mirage and a tireless advocate for the transportation needs of the homeless. The program was temporarily on hold during the 2020/21 fiscal year, when the COVID-19 pandemic prompted SunLine Transit Agency to stop charging fares. Fares are back in place, and CVAG will administer the program in conjunction with its CV Housing First staff.

The Work Plan for Fiscal Year 2020/21 is separated into three core program areas:

1.) HOMELESSNESS

General administration of the Homelessness Committee includes development and follow-through of annually established goals, preparation and dissemination of agendas, minutes and meeting schedules. Develop projects and/or programs that respond to a regional approach. Coordinate presentations from local organizations to the Homelessness Committee that have potential regional significance.

2.) PUBLIC SAFETY

The general administration of the Public Safety Committee includes the development of goals; as well as preparation of agendas, minutes, and coordination of meeting schedules, speakers, and presentations. Under the Public Safety Committee's discretion, track, recommend, support and/or oppose proposed legislation that may impact the area. The Committee also provides an opportunity for local and regional law enforcement agencies to collaborate.

3.) SOUTHERN CALIFORNIA ASSOCIATION OF GOVERNMENTS (SCAG)

In partnership with the Southern California Association of Governments (SCAG); staff provides the following:

1. Serves as the Sub Regional Coordinator to disseminate SCAG information to the member jurisdictions including information related to the Regional Transportation Plan; enacted legislation including SB 375; the Regional Needs Housing Element (RHNA);
2. Make available video teleconference equipment for in-person meetings, helping promote access to SCAG meetings, public hearings, and presentations endorsed by SCAG.
3. Assist SCAG with arranging on-site meetings on related topics with jurisdictions.
4. Attend Sub Regional Coordinators Meetings and assist local elected officials who are selected as representatives to SCAG's committees; with SCAG related issues and coordinate and perform local SCAG elections.
5. Work with SCAG to implement funding to address the housing crisis from a planning perspective: Local Early Action Planning (LEAP), a non-competitive allocation for cities; and Regional Early Action Planning (REAP), a similar non-competitive allocation for regional councils of governments.

COMMUNITY RESOURCES PROGRAM - FY 2021/2022

FUND	101	101	101	204 / 205	301	702	711	
	PUBLIC SAFETY	COMM. RESOURCES	HOMELESS	BUS PASS HOMELESS	AB2766	STREET SWEEPING	COLMAC	TOTAL
BEGINNING FUND BALANCE	**$ -**	**$ -**	**$ -**	**$ 923,413**	**$ 225,347**	**$ 442,086**	**$ -**	**$ 1,590,846**
REVENUES:								
1001 Member Agency Dues	$ 26,177	$ 48,177	$ 196,911	$ -	$ -	$ -	$ -	$ 271,265
3001 AB2766	-	-	-	-	428,000	-	-	428,000
3031 MSRC	-	-	-	-	-	220,000	-	220,000
5012 Air Quality Enhancement / COLMAC	-	-	-	-	-	150,000	13,850	163,850
7010 City, County, Healthcare District Contributions and Grants	-	-	-	1,725,000	-	-	-	1,725,000
7031 Other Transportation Funding	-	-	-	-	-	-	-	-
7031 Other Revenue	-	-	-	36,000	-	15,000	-	51,000
8001 Investment Income	-	-	-	2,833	289	1,000	-	4,122
Total Revenues	$ 26,177	$ 48,177	$ 196,911	$ 1,763,833	$ 428,289	$ 386,000	$ 13,850	$ 2,863,236
EXPENDITURES:								
Personnel								
1101 Salaries	$ 6,124	$ 11,360	$ 45,362	$ 365,025	$ 24,465	$ 14,277	$ 3,647	$ 470,260
1200 Benefits	2,755	4,681	20,503	204,967	11,672	6,073	1,637	252,287
Total Personnel Expenditures	$ 8,879	$ 16,041	$ 65,865	$ 569,992	$ 36,137	$ 20,350	$ 5,283	$ 722,547
Non-Personnel								
2321 Communications / Phone	$ 96	$ 176	$ 718	$ 9,953	$ 395	$ 216	$ 56	$ 11,611
2341 Advertising	3	5	19	1,157	10	6	1	1,201
2353 Comprehensive Insurance	226	415	1,696	14,941	933	4,511	133	22,854
2401 Memberships / Registration	3	6	24	199	13	7	2	254
2415 Postage	12	22	92	209	60	6	1	403
2417 General Expense	25	46	190	1,595	105	57	15	2,033
2418 Meeting Attendance Stipend	1,716	3,157	12,903	2,976	3,862	107	28	24,748
2421 Subscriptions	6	11	46	383	25	14	4	488
2422 Computer Software	314	577	2,359	19,800	1,298	711	185	25,244
2423 Office Supplies	41	75	306	9,346	88	48	13	9,916
2425 Legal Services	114	210	857	11,146	772	149	39	13,286
2428 Accounting Services	96	177	722	6,060	397	217	57	7,726
2431 Professional Services	390	717	2,932	51,560	1,413	774	202	57,989
2451 Equipment Lease / Maintenance	33	60	247	2,073	136	74	19	2,643
2461 Building Lease / Rent	278	511	2,090	17,542	1,150	630	164	22,365
2481 Printing	21	38	155	-	0	0	0	214
2484 Resource Materials	5	9	38	319	21	11	3	407
2485 Training - Employee	79	146	596	4,999	328	179	47	6,374
2486 Training - Employer	-	-	-	-	0	0	0	-
2502 Local Meetings	74	136	555	13,853	166	186	9	14,979
2503 Travel and Training	50	91	373	88	106	3	1	712
2512 Utilities	30	56	228	1,914	125	69	18	2,440
Total Non-Personnel Expenditures	$ 3,610	$ 6,642	$ 27,146	$ 170,192	$ 11,409	$ 7,978	$ 999	$ 227,976
Other								
2432 Consultants / Service Providers	$ -	$ -	$ -	$ -	$ 3,000	$ -	$ 9,975	$ 12,975
2433 Construction / Project Costs	-	-	-	568,147	-	626,959	-	1,195,106
3500 Operating Transfers Out	-	-	-	-	269,402	-	-	269,402
9000 Operating Transfers In	-	-	-	-	-	(269,402)	(2,408)	(271,810)
Total Non-Personnel Expenditures	$ -	$ -	$ -	$ 568,147	$ 272,402	$ 357,557	$ 7,567	$ 1,205,673
Total Personnel/Non-Personnel/Other	$ 12,489	$ 22,683	$ 93,011	$ 1,308,331	$ 319,947	$ 385,885	$ 13,849	$ 2,156,196
Net Excess (Deficit) - Total Excludes Fund 101	$ 13,688	$ 25,493	$ 103,900	$ 455,502	$ 108,342	$ 115	$ 0	$ 563,958
ENDING FUND BALANCE - Excluding Fund 101	**$ -**	**$ -**	**$ -**	**$ 1,378,914**	**$ 333,689**	**$ 442,201**	**$ 0**	**$ 2,154,805**

ENERGY AND ENVIRONMENTAL RESOURCES
FISCAL YEAR 2021/2022
PROGRAM GOALS AND OBJECTIVES

The Energy and Environmental Resources Department goals and objectives integrate a valley-wide commitment to resource conservation and sustainability. The Energy and Environmental Resources Committee provides a forum for our member jurisdictions to highlight past and present successes, provide updates on progress toward resource conservation and sustainability goals, and discuss environmental issues and opportunities for collaboration.

The department provides support to the Coachella Valley Conservation Commission to implement the Coachella Valley Multiple Species Habitat Conservation Plan. The CVCC is responsible for a successful land acquisition program as well as management of conservation lands. The CVCC also coordinates biological monitoring of the 27 animal and plant species and 27 natural communities covered by the plan. Since 1996, the baseline year for the CVMSHCP, over 98,000 acres of conservation lands have been acquired.

The department handles the ongoing coordination of the Energy and Environmental Resources (E&E) Committee including development and implementation of annual program goals and preparation of meeting agendas and materials. The Energy and Environmental Resources Committee includes all CVAG member jurisdictions as well as Coachella Valley Water District, Mission Springs Water District and Imperial Irrigation District as voting members, and Desert Water Agency as a non-voting member. The Committee adopted the Fiscal Year 2021/2022 goals and objectives for coordination of regional conservation and sustainable use of our resources. The Environmental Resources Department work plan will focus on the following program areas, based on these goals and objectives:

I. Policy Statement

The Energy & Environmental Resources Committee recognizes the importance of monitoring policy initiatives and legislation related to these environmental goals. Where appropriate, the Committee may vote to recommend that CVAG advocate on behalf of those efforts that are consistent with adopted goals and objectives, support funding streams and resources to advance environmental programs, and provide input to ensure that the Coachella Valley region is represented.

II. Water Conservation and Water Quality:

Promote long-term conservation of water resources and support efforts to maintain a clean, reliable, and sustainable water supply in the Coachella Valley.

Objectives:

1. Collaborate with member jurisdictions, local water agencies, and other partners to promote water infrastructure needed to deliver clean drinking water as an environmental justice and quality of life benefit for the east valley and throughout the Coachella Valley.
2. Collaborate with member jurisdictions and local water agencies to promote valley-wide per capita water conservation; any metric used to measure progress needs to recognize past efforts to conserve water. Work with CV Water Counts, a collaborative of valley water agencies.
3. Partner with member agencies and partners to implement innovative programs, policies, and best practices, to achieve sustainable water use.

III. Salton Sea Restoration:

CVAG strongly supports efforts to maintain and revitalize the Salton Sea.

Objectives:

1. Continue to support Salton Sea revitalization as opportunities and/or requests for support arise.
2. Provide Committee members with updates on geothermal and other energy development in the Salton Sea region, as well as lithium development, particularly as related to environmental impacts and potential funding for Salton Sea restoration.
3. Provide information to the member jurisdictions and support efforts to restore and revitalize the Salton Sea including the North Lake Concept being developed by the Salton Sea Authority.
4. Coordinate with Coachella Valley Water District at the north end of Salton Sea to promote water conservation and water quality.
5. Support the concept of importation of ocean water from the Sea of Cortez as part of the restoration of the Salton Sea, as endorsed by nine cities and other agencies within the Coachella Valley.

IV. Energy Efficiency/Conservation:

The goal of the energy efficiency program is to encourage awareness about energy use and to initiate, encourage, and promote energy conservation and energy efficiency initiatives within the Coachella Valley and Palo Verde Valley.

Objectives:

1. Explore collaborative solutions with Imperial Irrigation District (IID) and other partners to ensure electricity service is maintained for Riverside County customers after the expiration of the 1934 Agreement of Compromise between IID and Coachella Valley Water District. Consider and discuss alternatives with IID and all stakeholders.
2. Continue development of a Regional Energy Network to compliment the efforts of the Desert Cities Energy Partnership. Collaborate with member jurisdictions, local utilities and other partners.
3. Continue regional PACE programs with various PACE providers, monitor program effectiveness and provide quarterly updates to Energy & Environmental Resources Committee.
4. Continue with Community Choice Aggregation program in the region through Desert Community Energy.
5. Promote and provide information on opportunities that could benefit energy consumers in the CVAG region, including energy storage (long-duration battery storage, pumped energy storage), community solar, and microgrids.
6. Promote implementation of green building, energy efficiency, and zero net energy buildings.

V. Air Quality:

The goals of the Air Quality program are to improve the air quality in the Coachella Valley and to reduce the impacts of PM_{10} through regional coordination.

Objectives:

1. Implement a study in partnership with South Coast Air Quality Management District to evaluate and improve effectiveness of the Regional Street Sweeping program.
2. Support implementation of the Community Air Monitoring Plans for the Eastern Coachella Valley that will track air quality actions prioritized by the community to reduce local exposure to harmful air pollutants.

3. Monitor implementation of South Coast Air Quality Management District's Coachella Valley Extreme Area Ozone Plan to ensure progress in reducing pollutants emitted upwind and transported to the Coachella Valley, to demonstrate improved air quality and attainment of the federal ozone standard. There is very little impact from local emission sources on ozone levels in Coachella Valley.
4. Evaluate the use of and impact of gas-powered leaf blowers.
5. Support restoration and related activities for the Salton Sea to limit impacts to regional air quality and health.
6. Monitor air quality issues, including PM10, in the eastern Coachella Valley and valley-wide; coordinate established PM10 mitigation efforts with member jurisdictions and the South Coast Air Quality Management District.
7. Promote air quality and emissions reduction through development of the CV Link project.
8. Continue ongoing programs including collaboration with the South Coast Air Quality Management District to support air quality legislative efforts, monitoring of the Landscape Model Ordinance and other air quality programs.

VI. Sustainable Resource Use:

Significant efforts have been made by CVAG jurisdictions to promote sustainable resource use. A goal is to continue to highlight past successes by CVAG's member jurisdictions and identify future opportunities to promote sustainable resource use.

Objectives:

1. Provide opportunities for information sharing among member jurisdictions at Committee meetings so members can learn about other member agency projects on energy, resource conservation, livability, and sustainability.
2. Identify and encourage opportunities for access to biogas, biofuels and hydrogen fuels.
3. Promote and seek funding for implementation of the Regional Plug-in Electric Vehicle Readiness Plan, completed in 2014.

VII. Climate Change and Greenhouse Gas Reduction:

Coordinate efforts to enhance awareness of climate change and ways to reduce greenhouse gas emissions.

Objectives:

1. Explore a "1,000 Trees Initiative" and urban greening opportunities for the Coachella Valley to promote greenhouse gas friendly trees that are also suited for the climate. Gather information on what member agencies are doing and examples from other regions.
2. Develop an urban greening guide for local jurisdictions and the region, with support from CVAG CivicSpark Fellow.
3. Promote and support local jurisdictions' efforts, as well as regional greenhouse gas reductions strategies. Track and highlight progress on local jurisdiction goals for greenhouse gas reduction.
4. Identify regional needs for climate adaptation and climate resilience. Consider climate action and resilience planning recommendations for the desert region.
5. Provide a minimum of two workshop/training opportunities for member agencies on tools to implement climate action/sustainability plans and track progress.

VIII. Solid Waste:

Increase the reduction, recycling and reuse of solid wastes through regional coordination.

Objectives:

1. Develop a regional program in collaboration with member jurisdictions to promote organic waste recycling and surplus food recovery consistent with SB 1383. Work with FIND, Burrtec, and local businesses including hotels, hospitals, food service industry to promote recycling and reuse through collaborative programs. Involve the Recycling Roundtable of member agency staff in this effort.
2. Explore opportunities for waste to energy and biogas projects.
3. Identify opportunities with member jurisdictions to promote composting as a way to encourage waste reduction and recycling.
4. Continue our ongoing program Used Oil Recycling Program and regional coordination on Household Hazardous Waste collection. Re-initiate a Waste Tire Recycling Program.
5. Work with member jurisdictions on ways to encourage waste reduction, recycling and reuse.

IX. Report Card:

Develop and maintain a "report card" through semi-annual evaluations of the Coachella Valley's progress toward sustainability goals.

ENERGY AND ENVIRONMENTAL RESOURCES PROGRAM - FY 2021/2022

FUND	634	501	202/206	203	207	210	101	321	
	MSHCP	AB939	ENERGY CONSERV.	AERIAL PHOTO.	TIRE RECYCLE	DCE	ENERGY & ENVIRONMT	USED OIL RECYCLING	TOTAL
BEGINNING FUND BALANCE	**$ 42,377**	**$ 81,930**	**$ 116,056**	**$ 23,379**	**$ -**	**$ -**	**$ -**	**$ 110,115**	**$ 373,858**
REVENUES:									
1001 Member Agency Dues	$ -	$ -	$ -	$ -	$ -	$ -	$ 112,736	$ -	$ 112,736
3021 Used Oil Grant	-	-	-	-	-	-	-	89,750	89,750
5001 AB939	-	31,860	-	-	-	-	-	-	31,860
7001 Multi-Species Habitat Conservation Plan	845,780	-	-	-	-	-	-	-	845,780
7005 DCE Reimbursement for Staffing and Admin	-	-	-	-	-	549,909	-	-	549,909
7006 Energy Conservation Funding			7,500						7,500
7031 Other Revenue	-	-	-	-	50,000	-	-	-	50,000
8001 Investment Income	-	240	256	-	-	-	-	217	713
Total Revenues	$ 845,780	$ 32,100	$ 7,756	$ -	$ 50,000	$ 549,909	$ 112,736	$ 89,967	$ 1,688,249
EXPENDITURES:									
Personnel									
1101 Salaries	$ 475,377	$ 17,340	$ 14,451	$ -	$ 9,031	$ 344,141	$ 39,454	$ 15,585	$ 915,379
1200 Benefits	225,982	7,685	6,359	-	3,365	110,461	18,523	6,392	378,767
Total Personnel Expenditures	$ 701,360	$ 25,026	$ 20,810	$ -	$ 12,395	$ 454,602	$ 57,977	$ 21,977	$ 1,294,147
Non-Personnel									
2321 Communications / Phone	$ 7,633	$ 274	$ 226	$ -	$ 132	$ 4,878	$ 623	$ 238	$ 14,005
2341 Advertising	1,202	7	6	-	3	129	16	10,006	11,370
2353 Comprehensive Insurance	18,020	647	533	-	311	11,516	1,471	562	33,062
2401 Memberships / Registration	252	9	7	-	4	161	21	8	463
2415 Postage	452	57	256	-	3	129	116	6	1,020
2416 Photocopying	601	4	3	-	2	65	-	-	674
2417 General Expense	2,019	73	60	-	35	1,290	165	63	3,704
2418 Meeting Attendance Stipend	3,768	3,802	112	-	65	2,408	3,975	117	14,247
2421 Subscriptions	485	17	14	-	8	310	40	15	889
2422 Computer Software	25,069	901	742	-	433	16,021	2,046	781	45,994
2423 Office Supplies	1,954	61	50	-	129	1,089	139	503	3,926
2425 Legal Services	10,250	189	155	-	91	12,355	429	164	23,631
2428 Accounting Services	7,673	276	227	-	133	4,903	626	239	14,077
2431 Professional Services	27,918	981	808	-	472	17,445	2,228	851	50,703
2451 Equipment Lease / Maintenance	2,625	94	78	-	45	1,677	214	82	4,816
2461 Building Lease / Rent	22,210	798	657	-	384	14,194	1,813	692	40,748
2484 Resource Materials	404	15	12	-	7	258	33	13	741
2485 Training - Employee	6,330	227	187	-	109	4,045	517	197	11,613
2502 Local Meetings	2,272	546	38	-	22	813	104	40	3,834
2503 Travel and Training	861	304	3	-	2	71	109	3	1,354
2512 Utilities	2,423	87	72	-	42	1,548	198	76	4,445
Total Non-Personnel Expenditures	$ 144,420	$ 9,369	$ 4,248	$ -	$ 2,434	$ 95,306	$ 14,891	$ 18,960	$ 289,628
Other									
2432 Consultants / Service Providers	$ -	$ -	$ 5,000	$ -	$ 27,927	$ -	$ -	$ 63,500	$ 96,427
2433 Construction / Project Costs	-	1,500	-	2,500	10,000	-	-	15,000	29,000
3500 Operating Transfers Out	-	7,953	-	-	-	-	2,408	-	10,361
9000 Operating Transfers In	-	-	-	-	(2,757)	-	-	(5,196)	(7,953)
Total Non-Personnel Expenditures	$ -	$ 9,453	$ 5,000	$ 2,500	$ 35,170	$ -	$ 2,408	$ 73,304	$ 127,835
Total Personnel/Non-Personnel/Other	$ 845,780	$ 43,847	$ 30,058	$ 2,500	$ 50,000	$ 549,909	$ 75,276	$ 114,240	$ 1,711,610
Net Excess (Deficit) - Total Excludes Fund 101	$ 0	$ (11,747)	$ (22,301)	$ (2,500)	$ 0	$ 0	$ 37,460	$ (24,273)	$ (60,822)
ENDING FUND BALANCE - Excluding Fund 101	**$ 42,377**	**$ 70,183**	**$ 93,755**	**$ 20,879**	**$ 0**	**$ 0**	**$ -**	**$ 85,842**	**$ 313,037**

ADMINISTRATION
PROGRAM GOALS AND OBJECTIVES
FISCAL YEAR 2021/22

The Work Plan for 2021/22 is identified in the following areas:

1) General Assembly

The General Assembly is the top policy making body of CVAG. It has 75 (seventy-five) members and is composed of the Riverside County Board of Supervisors, Mayors, City Councilmembers, and five Tribal Members of each member Tribe. The General Assembly is required to meet annually to elect officers and adopt work plans and a budget for the ensuing year.

2) Executive Committee

The Executive Committee is a 19 (nineteen) member policy making body of CVAG which meets between sessions of the General Assembly. Membership is comprised of the Riverside County Board of Supervisors, Mayors, and the Tribal Council Chairs, unless a member's jurisdictional body designates another member of the City Council or Tribal Council to serve as the member. Two representatives to the Southern California Association of Governments' Regional Council elected by the cities of the Coachella Valley also serve as non-voting members.

Goals

The Executive Committee is the instrument for a regional approach to policy making for the local governments of the Coachella Valley.

Objectives

- Determines the policies that direct the activities of CVAG's staff and other committees and monitors their performance.
- Serves as the review body for projects of regional significance.
- Acts on behalf of CVAG's General Assembly between meetings of the General Assembly.
- Reviews CVAG's financial affairs on a quarterly basis and directs the development of work plans for CVAG committees and a budget on an annual basis, for submission to the annual meeting of the General Assembly.
- Provides for the employment of an Executive Director; oversees personnel matters through the Administrative/Personnel Committee; and completes evaluations of the Executive Director.
- Reviews and acts on the implications of plans developed by CVAG's committees.

ADMINISTRATION PROGRAM - FY2021/2022

	FUND	101
		ADMIN.
BEGINNING FUND BALANCE (TOTAL FUND 101)	**$**	**1,497,982**
REVENUES:		
1001 Member Agency Dues	$	81,866
7031 Other Revenue		18,667
8001 Investment Income		6,019
Total Revenues	$	106,552
EXPENDITURES:		
Personnel		
1101 Salaries	$	289,743
1200 Benefits	$	125,261
Total Personnel Expenditures	$	415,004
Non-Personnel		
2321 Communications / Phone	$	4,469
2341 Advertising		118
2353 Comprehensive Insurance		10,550
2401 Memberships / Registration		148
2415 Postage		118
2416 Photocopying		-
2417 General Expense		1,182
2418 Meeting Attendance Stipend		2,206
2421 Subscriptions		284
2422 Computer Software		14,676
2423 Office Supplies		997
2425 Legal Services		3,073
2428 Accounting Services		4,492
2431 Professional Services		15,981
2451 Equipment Lease / Maintenance		1,537
2461 Building Lease / Rent		13,002
2481 Printing		59
2484 Resource Materials		236
2485 Training - Employee		3,706
2486 Training - Employer		-
2502 Local Meetings		745
2503 Travel and Training		65
2512 Utilities		1,418
2601 Community Forums/CVAG Conf.		20,000
4821 Equipment/Improvements		195,000
Total Non-Personnel Expenditures	$	294,062
Other		
3500 Operating Transfers Out		-
**** Allocations In From Other Funds		(494,066)
Total Accounting Allocations In From Other Funds		(494,066)
Total Personnel/Non-Personnel/Other After Allocations	$	215,000
Net Excess (Deficit) - *101 Admin	$	(108,448)
Net Excess (Deficit) - *Other 101 Funds	$	180,541
ENDING FUND BALANCE - TOTAL 101	**$**	**1,570,075**

FUND DETAIL

This section of the document presents the financial overview of each fund. Each report compares the proposed FY 2021/22 budget with the year-end revenue and expenditure estimates for FY 2020/21, the FY 2020/21 adopted budget, and the audited financial figures for FY 2019/20.

GENERAL FUND (FUND 101)

	FY2019/20 Actual	FY2020/21 Budget	FY2020/21 Yr. End Est.	FY2021/22 Budget
BEGINNING FUND BALANCE	**$ 2,277,279**	**$ 1,275,294**	**$ 1,432,548**	**$ 1,497,982**
REVENUES:				
1001 Member Agency Dues	442,466	446,346	446,346	465,867
7031 Other Revenue	35,853	32,000	9,333	18,667
8001 Investment Income	24,585	7,000	5,796	6,019
8005 Gain (Loss) on Investments	-	-	-	-
Total Revenues	$ 502,904	$ 485,346	$ 461,476	$ 490,553
EXPENDITURES:				
Personnel				
1101 Salaries	174,603	468,985	166,810	102,300
1200 Benefits	1,088,604	236,421	91,239	46,462
Total Personnel Expenditures	$ 1,263,207	$ 705,406	$ 258,049	$ 148,762
Non-Personnel				
2321 Communications / Phone	2,628	5,974	2,878	1,613
2341 Advertising	567	227	183	43
2353 Comprehensive Insurance	8,080	19,363	8,259	3,808
2401 Memberships / Registration		228	111	53
2415 Postage		1,095	84	243
2417 General Expense	3,166	2,506	307	427
2418 Meeting Attendance Stipend	8,589	32,800	10,149	21,750
2421 Subscriptions		546	46	102
2422 Computer Software		8,209	2,663	5,297
2423 Office Supplies		2,115	613	560
2425 Legal Services		7,424	1,012	1,609
2428 Accounting Services		8,656	3,495	1,621
2431 Professional Services	16,717	17,583	4,687	6,268
2451 Equipment Lease / Maintenance	12,359	2,960	577	555
2461 Building Lease / Rent		29,614	9,749	4,693
2481 Printing		314	404	222
2484 Resource Materials		910	86	85
2485 Training - Employee	622	5,821	1,021	1,337
2486 Training - Employer		-	-	-
2502 Local Meetings		2,035	87	869
2503 Travel and Training	-	2,806	52	624
2512 Utilities	799	3,415	878	512
Total Non-Personnel Expenditures	$ 53,527	$ 154,601	$ 47,341	$ 52,290
Other				
2432 Consultants / Service Providers	19,859	-	-	-
2433 Construction / Project Costs	500	-	-	-
4821 Fixed Assets/Equipment/Tenant Improvements	4,242	80,000	70,652	195,000
2601 CVAG Conference - General Assembly	-	32,000	20,000	20,000
3500 Operating Transfers Out	6,300	56,245	-	2,408
9000 Operating Transfers In	-	(548,274)	-	-
Total Other	$ 30,901	$ (380,029)	$ 90,652	$ 217,408
Total Personnel/Non-Personnel/Other	$ 1,347,635	$ 479,978	$ 396,042	$ 418,460
Net Excess (Deficit)	$ (844,731)	$ 5,368	$ 65,434	$ 72,093
ENDING FUND BALANCE	**$ 1,432,548**	**$ 1,280,662**	**$ 1,497,982**	**$ 1,570,075**

ENERGY CONSERVATION/PARTNERSHIP (FUND 202 AND 206)

	FY2019/20 Actual	FY2020/21 Budget	FY2020/21 Yr. End Est.	FY2021/22 Budget
BEGINNING FUND BALANCE	**$ 157,333**	**$ 130,342**	**$ 147,649**	**$ 116,056**
REVENUES:				
7005 Energy Conservation Funding	$ 20,910	$ 5,000	$ 16,911	$ 7,500
7031 Other Revenue	24,324	-	-	-
8001 Investment Income	-	600	206	256
Total Revenues	$ 45,234	$ 5,600	$ 17,116	$ 7,756
EXPENDITURES:				
Personnel				
1101 Salaries	$ 33,491	$ 18,606	$ 26,324	$ 14,451
1200 Benefits	$ 9,468	$ 7,268	$ 11,515	$ 6,359
Total Personnel Expenditures	$ 42,959	$ 25,874	$ 37,839	$ 20,810
Non-Personnel				
2321 Communications / Phone	$ 423	$ 236	$ 430	$ 225.95
2341 Advertising	26	9	27	$ 5.98
2353 Comprehensive Insurance	2,661	765	1,233	$ 533.41
2401 Memberships / Registration	13	9	17	$ 7.47
2415 Postage	13	13	13	$ 255.98
2416 Photocopying	-	-	-	$ 2.99
2417 General Expense	135	99	54	$ 59.77
2418 Meeting Attendance Stipend	113	-	172	$ 111.54
2421 Subscriptions	7	22	7	$ 14.34
2422 Computer Software	634	270	532	$ 742.05
2423 Office Supplies	84	64	92	$ 50.43
2425 Legal Services	2,906	234	151	$ 155.39
2428 Accounting Services	709	342	522	$ 227.11
2431 Professional Services	848	675	700	$ 808.04
2451 Equipment Lease / Maintenance	159	117	86	$ 77.70
2461 Building Lease / Rent	1,989	1,170	1,456	$ 657.43
2481 Printing	76	5	60	0
2484 Resource Materials	19	36	13	$ 11.95
2485 Training - Employee	73	230	152	$ 187.37
2486 Training - Employer	-	-	-	0
2502 Local Meetings	877	57	13	$ 37.65
2503 Travel and Training	16	48	11	$ 3.29
2512 Utilities	178	135	131	$ 71.72
Total Non-Personnel Expenditures	$ 11,959	$ 4,536	$ 5,871	$ 4,248
Other				
2432 Consultants	$ -	$ 9,000	$ 5,000	$ 5,000
3500 Operating Transfers Out	-	8,165	-	
Total Other	$ -	$ 17,165	$ 5,000	$ 5,000
Total Personnel/Non-Personnel/Other	$ 54,918	$ 47,575	$ 48,709	$ 30,058
Net Excess (Deficit)	$ (9,684)	$ (41,975)	$ (31,593)	$ (22,301)
ENDING FUND BALANCE	**$ 147,649**	**$ 88,367**	**$ 116,056**	**$ 93,755**

AERIAL PHOTOGRAPHY/EVENTS (FUND 203)

	FY2019/20 Actual	FY2020/21 Budget	FY2020/21 Yr. End Est.	FY2021/22 Budget
BEGINNING FUND BALANCE	**$ 24,107**	**$ 24,107**	**$ 24,039**	**$ 23,379**
REVENUES:				
7031 Other Revenue	$ 500	$ -	$ -	$ -
Total Revenues	$ 500	$ -	$ -	$ -
EXPENDITURES:				
Personnel				
1101 Salaries	$ -	$ -	$ -	$ -
1200 Benefits	-			
Total Personnel Expenditures	$ -	$ -	$ -	$ -
Non-Personnel				
2321 Communications / Phone	$ -	$ -	$ -	$ -
2341 Advertising	-	-	-	-
2353 Comprehensive Insurance	-	-	-	-
2401 Memberships / Registration	-	-	-	-
2415 Postage	-	-	-	-
2416 Photocopying	-	-	-	-
2417 General Expense	568	-	660	-
2418 Meeting Attendance Stipend	-	-	-	-
2421 Subscriptions	-	-	-	-
2422 Computer Software	-	-	-	-
2423 Office Supplies	-	-	-	-
2425 Legal Services	-	-	-	-
2428 Accounting Services	-	-	-	-
2431 Professional Services	-	-	-	-
2451 Equipment Lease / Maintenance	-	-	-	-
2461 Building Lease / Rent	-	-	-	-
2481 Printing	-	-	-	-
2484 Resource Materials	-	-	-	-
2485 Training - Employee	-	-	-	-
2486 Training - Employer	-	-	-	-
2502 Local Meetings	-	-	-	-
2503 Travel and Training	-	-	-	-
2512 Utilities	-	-	-	-
Total Non-Personnel Expenditures	$ 568	$ -	$ 660	$ -
Other				
2432 Consultants	-	-	-	-
2433 Construction / Project Costs	$ -	$ 5,000	$ -	$ 2,500
Total Other	$ -	$ 5,000	$ -	$ 2,500
Total Personnel/Non-Personnel/Other	$ 568	$ 5,000	$ 660	$ 2,500
Net Excess (Deficit)	$ (68)	$ (5,000)	$ (660)	$ (2,500)
ENDING FUND BALANCE	**$ 24,039**	**$ 19,107**	**$ 23,379**	**$ 20,879**

BUS PASSES (FUND 204) AND HOMELESS (FUND 205)

	FY2019/20 Actual	FY2020/21 Budget	FY2020/21 Yr. End Est.	FY2021/22 Budget
BEGINNING FUND BALANCE	**$ 1,103,326**	**$ 976,947**	**$ 873,054**	**$ 923,413**
REVENUES:				
7010 City, County, Healthcare District Contributions and Grants	$ 1,143,044	$ 1,559,700	$ 1,462,296	$ 1,725,000
7031 Other Revenue	21,000	236,542	-	36,000
8001 Investment Income	15,084	5,000	2,273	2,833
8005 Gain (Loss) on Investments	1,243			
Total Revenues	$ 1,180,371	$ 1,801,242	$ 1,464,569	$ 1,763,833
EXPENDITURES:				
Personnel				
1101 Salaries	$ -	$ -	$ 132,860	$ 365,025
1200 Benefits	-	-	65,876	204,967
Total Personnel Expenditures	$ -	$ -	$ 198,736	$ 569,992
Non-Personnel				
2321 Communications / Phone	$ -	$ -	$ 2,026	$ 9,953
2341 Advertising	-	-	607	$ 1,157
2353 Comprehensive Insurance	709	750	4,876	$ 14,941
2401 Memberships / Registration	-	-	66	$ 199
2415 Postage	-	-	50	$ 209
2416 Photocopying	-	-	-	$ 80
2417 General Expense	-	-	1,005	$ 1,595
2418 Meeting Attendance Stipend	-	-	678	$ 2,976
2421 Subscriptions	-	-	27	$ 383
2422 Computer Software	-	-	1,572	$ 19,800
2423 Office Supplies	-	-	5,185	$ 9,346
2425 Legal Services	-	-	16,878	$ 11,146
2428 Accounting Services	-	-	2,063	$ 6,060
2431 Professional Services		100,000	95,424	$ 51,560
2451 Equipment Lease / Maintenance	-	-	1,028	$ 2,073
2461 Building Lease / Rent	-	-	5,756	$ 17,542
2481 Printing	-	-	238	$ -
2484 Resource Materials	-	-	51	$ 319
2485 Training - Employee	-	-	603	$ 4,999
2486 Training - Employer	-	-	-	$ -
2502 Local Meetings	118	-	5,230	$ 13,853
2503 Travel and Training	-	-	30	$ 88
2512 Utilities	-	-	518	$ 1,914
Total Non-Personnel Expenditures	$ 827	$ 100,750	$ 143,911	$ 170,192
Other				
2432 Consultants / Service Providers	$ 1,195,259	$ 1,208,291	$ 952,434	$ -
2433 Construction / Project Costs	214,558	24,000	119,129	568,147
Total Other	$ 1,409,817	$ 1,232,291	$ 1,071,563	$ 568,147
Total Personnel/Non-Personnel/Other	$ 1,410,644	$ 1,333,041	$ 1,414,210	$ 1,308,331
Net Excess (Deficit)	$ (230,273)	$ 468,201	$ 50,359	$ 455,502
ENDING FUND BALANCE	**$ 873,054**	**$ 1,445,148**	**$ 923,413**	**$ 1,378,914**

TIRE RECYCLING (FUND 207)

	FY2019/20 Actual	FY2020/21 Budget	FY2020/21 Yr. End Est.	FY2021/22 Budget
BEGINNING FUND BALANCE	**$ -**	**$ -**	**$ -**	**$ -**
REVENUES:				
7031 Other Revenue	$ -	$ 51,002	$ 25,000	$ 50,000
Total Revenues	$ -	$ 51,002	$ 25,000	$ 50,000
EXPENDITURES:				
Personnel				
1101 Salaries	$ -	$ 12,796	$ 5,022	$ 9,031
1200 Benefits	-	5,082	2,083	3,365
Total Personnel Expenditures	$ -	$ 17,878	$ 7,105	$ 12,395
Non-Personnel				
2321 Communications / Phone	$ -	$ 163	$ 82	$ 132
2341 Advertising	-	6	5	3
2353 Comprehensive Insurance	-	527	235	311
2401 Memberships / Registration	-	6	3	4
2415 Postage	-	9	2	3
2416 Photocopying	-	-	-	2
2417 General Expense	-	68	10	35
2418 Meeting Attendance Stipend	-	-	33	65
2421 Subscriptions	-	15	1	8
2422 Computer Software	-	186	76	433
2423 Office Supplies	-	44	17	129
2425 Legal Services	-	161	29	91
2428 Accounting Services	-	236	99	133
2431 Professional Services	-	465	133	472
2451 Equipment Lease / Maintenance	-	81	16	45
2461 Building Lease / Rent	-	806	277	384
2481 Printing	-	3	11	0
2484 Resource Materials	-	25	2	7
2485 Training - Employee	-	158	29	109
2486 Training - Employer	-	-	-	-
2502 Local Meetings	-	39	2	22
2503 Travel and Training	-	33	1	2
2512 Utilities	-	93	25	42
Total Non-Personnel Expenditures	$ -	$ 3,124	$ 1,088	$ 2,434
Other				
2432 Consultants	$ -	$ 20,000	$ 15,000	$ 27,927
2433 Construction / Project Costs	-	10,000	3,405	10,000
3500 Operating Transfers Out	-	3,995	-	-
9000 Operating Transfers In	-	(3,995)	(1,598)	(2,757)
Total Other	$ -	$ 30,000	$ 16,807	$ 35,170
Total Personnel/Non-Personnel/Other	$ -	$ 51,002	$ 25,000	$ 50,000
Net Excess (Deficit)	$ -	$ -	$ 0	$ 0
ENDING FUND BALANCE	**$ -**	**$ -**	**$ 0**	**$ 0**

DESERT COMMUNITY ENERGY (FUND 210)

	FY2019/20 Actual	FY2020/21 Budget	FY2020/21 Yr. End Est.	FY2021/22 Budget
BEGINNING FUND BALANCE	**$ -**	**$ -**	**$ -**	**$ -**
REVENUES:				
7005 DCE Reimbursement for Staffing and Admin	$ 157,776	$ 455,419	$ 561,062	$ 549,909
7031 Other Revenue	$ 262,823	$ -	$ -	$ -
Total Revenues	$ 420,599	$ 455,419	$ 561,602	$ 549,909
EXPENDITURES:				
Personnel				
1101 Salaries	250,904	229,607	274,211	344,141
1200 Benefits	80,745	102,820	130,216	110,461
Total Personnel Expenditures	331,649	332,427	404,427	454,602
Non-Personnel				
2321 Communications / Phone	$ 5,518	$ 7,726	$ 4,494	$ 4,878
2341 Advertising	103	112	285	129
2353 Comprehensive Insurance	10,615	9,486	12,895	11,516
2401 Memberships / Registration	97	112	180	161
2415 Postage	156	166	233	129
2416 Photocopying	-	-	-	65
2417 General Expense	868	1,228	564	1,290
2418 Meeting Attendance Stipend	1,095	-	1,793	2,408
2421 Subscriptions	297	268	72	310
2422 Computer Software	3,541	3,653	4,770	16,021
2423 Office Supplies	537	791	1,042	1,089
2425 Legal Services	32,012	2,902	97,565	12,355
2428 Accounting Services	3,786	4,241	5,457	4,903
2431 Professional Services	9,891	8,370	7,760	17,445
2451 Equipment Lease / Maintenance	1,309	1,451	900	1,677
2461 Building Lease / Rent	14,626	14,508	15,221	14,194
2481 Printing	668	56	630	0
2484 Resource Materials	74	446	134	258
2485 Training - Employee	851	2,851	1,594	4,045
2486 Training - Employer	-	-	-	0
2502 Local Meetings	1,648	703	136	813
2503 Travel and Training	21	591	81	71
2512 Utilities	1,235	1,674	1,371	1,548
Total Non-Personnel Expenditures	$ 88,950	$ 61,335	$ 157,176	$ 95,306
Other				
2432 Consultants / Service Providers	$ -	$ -	$ -	$ -
2433 Construction / Project Costs	-	-	-	-
3500 Operating Transfers Out	-	61,657	-	
9000 Operating Transfers In	-	-	-	-
Total Other	$ -	$ 61,657	$ -	$ -
Total Personnel/Non-Personnel/Other	$ 420,599	$ 455,419	$ 561,602	$ 549,909
Net Excess (Deficit)	$ -	$ -	$ (0)	$ 0
ENDING FUND BALANCE	**$ -**	**$ -**	**$ (0)**	**$ 0**

AB2766 (FUND 301)

	FY2019/20 Actual	FY2020/21 Budget	FY2020/21 Yr. End Est.	FY2021/22 Budget
BEGINNING FUND BALANCE	**$ 36,663**	**$ 161,777**	**$ 63,672**	**$ 225,347**
REVENUES:				
3001 AB2766	$ 394,958	$ 431,165	$ 427,924	$ 428,000
8001 Investment Income	-	700	231	289
Total Revenues	$ 394,958	$ 431,865	$ 428,155	$ 428,289
EXPENDITURES:				
Personnel				
1101 Salaries	$ 11,587	$ 16,419	$ 9,561	$ 24,465
1200 Benefits	4,324	10,062	4,710	11,672
Total Personnel Expenditures	$ 15,911	$ 26,481	$ 14,270	$ 36,137
Non-Personnel				
2321 Communications / Phone	$ 156	$ 210	$ 162	$ 395
2341 Advertising	8	8	10	10
2353 Comprehensive Insurance	798	680	465	933
2401 Memberships / Registration	5	8	556	13
2415 Postage	11	67	5	60
2416 Photocopying	-	-	-	5
2417 General Expense	45	88	20	105
2418 Meeting Attendance Stipend	1,168	3,000	1,115	3,862
2421 Subscriptions	3	19	3	25
2422 Computer Software	198	240	150	1,298
2423 Office Supplies	28	407	35	88
2425 Legal Services	98	1,208	57	772
2428 Accounting Services	225	304	197	397
2431 Professional Services	303	600	264	1,413
2451 Equipment Lease / Maintenance	57	104	32	136
2461 Building Lease / Rent	685	1,040	549	1,150
2481 Printing	27	4	23	0
2484 Resource Materials	6	32	5	21
2485 Training - Employee	29	204	58	328
2486 Training - Employer	-	-	-	0
2502 Local Meetings	97	150	5	166
2503 Travel and Training	55	142	16	106
2512 Utilities	61	120	49	125
Total Non-Personnel Expenditures	$ 4,059	$ 8,635	$ 3,775	$ 11,409
Other				
2432 Consultants / Service Providers	$ 1,630	$ 5,000	$ -	$ 3,000
2433 Construction / Project Costs	-	-	-	
3500 Operating Transfers Out	346,348	287,686	248,434	269,402
9000 Operating Transfers In	-	-	-	-
Total Other	$ 347,978	$ 292,686	$ 248,434	$ 272,402
Total Personnel/Non-Personnel/Other	$ 367,949	$ 327,802	$ 266,480	$ 319,947
Net Excess (Deficit)	$ 27,009	$ 104,063	$ 161,675	$ 108,342
ENDING FUND BALANCE	**$ 63,672**	**$ 265,840**	**$ 225,347**	**$ 333,689**

USED OIL RECYCLING (FUND 321)

	FY2019/20 Actual	FY2020/21 Budget	FY2020/21 Yr. End Est.	FY2021/22 Budget
BEGINNING FUND BALANCE	**$ 52,541**	**$ 89,916**	**$ 84,778**	**$ 110,115**
REVENUES:				
3021 Used Oil Grant	$ 89,899	$ 90,100	$ 89,899	$ 89,750
8001 Investment Income	1,534	400	174	217
8005 Gain (Loss) on Investments	3			
Total Revenues	$ 91,436	$ 90,500	$ 90,073	$ 89,967
EXPENDITURES:				
Personnel				
1101 Salaries	$ 6,592	$ 16,280	$ 5,823	$ 15,585
1200 Benefits	2,451	8,205	2,865	6,392
Total Personnel Expenditures	$ 9,043	$ 32,690	$ 8,688	$ 21,977
Non-Personnel				
2321 Communications / Phone	$ 94	$ 207	$ 105	$ 238
2341 Advertising	415	10,008	7	10,006
2353 Comprehensive Insurance	389	672	303	562
2401 Memberships / Registration	3	8	4	8
2415 Postage	3	12	3	6
2416 Photocopying	1,333	-	-	-
2417 General Expense	24	87	13	63
2418 Meeting Attendance Stipend	26	-	42	117
2421 Subscriptions	2	19	2	15
2422 Computer Software	101	237	98	781
2423 Office Supplies	15	116	22	503
2425 Legal Services	60	205	37	164
2428 Accounting Services	117	300	128	239
2431 Professional Services	178	593	172	851
2451 Equipment Lease / Maintenance	33	103	21	82
2461 Building Lease / Rent	388	1,027	357	692
2481 Printing	1,199	4,304	137	4,303
2484 Resource Materials	867	32	3	13
2485 Training - Employee	19	202	37	197
2502 Local Meetings	3	50	3	40
2503 Travel and Training	3	42	2	3
2512 Utilities	34	119	32	76
Total Non-Personnel Expenditures	$ 5,306	$ 18,343	$ 1,530	$ 18,960
Other				
2432 Consultants / Service Providers	$ 42,893	$ 61,000	$ 49,600	$ 63,500
2433 Construction / Project Costs	7,014	15,000	10,000	15,000
3500 Operating Transfers Out	-	5,101	-	
9000 Operating Transfers In	(5,056)	(5,101)	(5,081)	(5,196)
Total Other	$ 44,850	$ 76,000	$ 54,519	$ 73,304
Total Personnel/Non-Personnel/Other	$ 59,200	$ 127,033	$ 64,736	$ 114,240
Net Excess (Deficit)	$ 32,237	$ (36,533)	$ 25,337	$ (24,273)
ENDING FUND BALANCE	**$ 84,778**	**$ 53,383**	**$ 110,115**	**$ 85,842**

SCAG/OWP (FUND 411)

	FY2019/20 Actual	FY2020/21 Budget	FY2020/21 Yr. End Est.	FY2021/22 Budget
BEGINNING FUND BALANCE	**$ -**	**$ -**	**$ -**	**$ 0**
REVENUES:				
4001 SCAG Planning Grant	$ -	$ -	$ -	$ 279,000
Total Revenues	$ -	$ -	$ -	$ 279,000
EXPENDITURES:				
Personnel				
1101 Salaries	$ -	$ 5,789	$ 748	$ 5,113
1200 Benefits	-	2,989	287	1,658
Total Personnel Expenditures	$ -	$ 8,778	$ 1,034	$ 6,770
Non-Personnel				
2321 Communications / Phone	$ -	$ 73	$ 10	$ 72
2341 Advertising	-	3	1	$ 2
2353 Comprehensive Insurance	-	238	29	$ 170
2401 Memberships / Registration	-	3	0	$ 2
2415 Postage	-	4	0	$ 2
2416 Photocopying	-	-	-	$ 1
2417 General Expense	-	31	1	$ 19
2418 Meeting Attendance Stipend	-	-	4	$ 35
2421 Subscriptions	-	7	0	$ 5
2422 Computer Software	-	84	9	$ 236
2423 Office Supplies	-	20	2	$ 16
2425 Legal Services	-	73	4	$ 49
2428 Accounting Services	-	106	12	$ 72
2431 Professional Services	-	210	17	$ 257
2451 Equipment Lease / Maintenance	-	36	2	$ 25
2461 Building Lease / Rent	-	364	34	$ 209
2481 Printing	-	1	1	0
2484 Resource Materials	-	11	0	$ 4
2485 Training - Employee	-	72	4	$ 60
2486 Training - Employer	-	-	-	0
2502 Local Meetings	-	518	0	$ 512
2503 Travel and Training	-	715	0	$ 701
2512 Utilities	-	42	3	$ 23
Total Non-Personnel Expenditures	$ -	$ 2,611	$ 135	$ 2,471
Other				
2432 Consultants	-	-	-	167,400
2433 Construction / Project Costs	$ -	$ -	$ -	$ 111,600
3500 Operating Transfers Out	$ -	$ 1,806	$ -	
9000 Operating Transfers In	-	(13,195)	(1,170)	(9,242)
Total Other	$ -	$ (11,389)	$ (1,170)	$ 269,758
Total Personnel/Non-Personnel/Other	$ -	$ -	$ (0)	$ 279,000
Net Excess (Deficit)	$ -	$ -	$ 0	$ 0
ENDING FUND BALANCE	**$ -**	**$ -**	**$ 0**	**$ 0**

AB939 (FUND 501)

	FY2019/20 Actual	FY2020/21 Budget	FY2020/21 Yr. End Est.	FY2021/22 Budget
BEGINNING FUND BALANCE	**$ 94,383**	**$ 99,695**	**$ 74,514**	**$ 81,930**
REVENUES:				
5001 AB939	$ -	$ 31,860	$ 31,860	$ 31,860
8001 Investment Income	1,609	700	193	240
8005 Gain (Loss) on Investments	(110)			
Total Revenues	$ 1,500	$ 32,560	$ 32,053	$ 32,100
EXPENDITURES:				
Personnel				
1101 Salaries	$ 8,861	$ 14,836	$ 9,693	$ 17,340
1200 Benefits	3,049	8,492	4,590	7,685
Total Personnel Expenditures	$ 11,910	$ 23,328	$ 14,283	$ 25,026
Non-Personnel				
2321 Communications / Phone	$ 115	$ 189	$ 156	$ 274
2341 Advertising	7	7	10	$ 7
2353 Comprehensive Insurance	668	612	446	$ 647
2401 Memberships / Registration	4	7	556	$ 9
2415 Postage	48	91	5	$ 57
2416 Photocopying	-	-	-	$ 4
2417 General Expense	35	79	20	$ 73
2418 Meeting Attendance Stipend	1,156	3,000	1,112	$ 3,802
2421 Subscriptions	2	17	2	$ 17
2422 Computer Software	161	216	144	$ 901
2423 Office Supplies	22	51	33	$ 61
2425 Legal Services	71	187	55	$ 189
2428 Accounting Services	182	274	189	$ 276
2431 Professional Services	227	540	253	$ 981
2451 Equipment Lease / Maintenance	43	94	31	$ 94
2461 Building Lease / Rent	525	936	527	$ 798
2481 Printing	20	4	22	0
2484 Resource Materials	5	29	5	$ 15
2485 Training - Employee	20	184	55	$ 227
2502 Local Meetings	175	545	5	$ 546
2503 Travel and Training	0	338	3	$ 304
2512 Utilities	47	108	47	$ 87
Total Non-Personnel Expenditures	$ 3,532	$ 7,508	$ 3,675	$ 9,369
Other				
2432 Consultants	-	-	-	-
2433 Construction / Project Costs	$ 871	$ 2,000	$ -	$ 1,500
3500 Operating Transfers Out	5,056	13,770	6,679	7,953
9000 Operating Transfers In	-	-	-	-
Total Other	$ 5,928	$ 15,770	$ 6,679	$ 9,453
Total Personnel/Non-Personnel/Other	$ 21,369	$ 46,606	$ 24,636	$ 43,847
Net Excess (Deficit)	$ (19,869)	$ (14,046)	$ 7,416	$ (11,747)
ENDING FUND BALANCE	**$ 74,514**	**$ 85,649**	**$ 81,930**	**$ 70,183**

TUMF PROGRAM (FUND 601)

	FY2019/20 Actual	FY2020/21 Budget	FY2020/21 Yr. End Est.	FY2021/22 Budget
BEGINNING FUND BALANCE	**$ 3,519,940**	**$ 564,826**	**$ 2,522,851**	**$ 3,085,380**
REVENUES:				
6011 Measure "A" In Lieu	$ 164,632	$ -	$ 100,042	$ -
6012 TUMF	4,990,263	3,000,000	5,138,633	5,000,000
7031 Other Revenue	6,457	-	-	
8001 Investment Income	77,025	10,000	5,364	6,684
8005 Gain (Loss) on Investments	3,861			
Total Revenues	$ 5,242,238	$ 3,010,000	$ 5,244,039	$ 5,006,684
EXPENDITURES:				
Personnel				
1101 Salaries	$ 254,905	$ 211,928	$ 195,838	$ 233,263
1200 Benefits	89,160	102,236	98,677	101,310
Total Personnel Expenditures	$ 344,065	$ 314,164	$ 294,515	$ 334,573
Non-Personnel				
2321 Communications / Phone	$ 3,692	$ 2,698	$ 3,571	$ 3,614
2341 Advertising	1,397	1,503	227	1,496
2353 Comprehensive Insurance	14,742	8,747	10,247	8,533
2401 Memberships / Registration	100	4,828	138	6,120
2415 Postage	368	503	145	358
2416 Photocopying	-	-	-	223
2417 General Expense	973	1,132	448	956
2418 Meeting Attendance Stipend	2,637	2,520	4,234	5,909
2421 Subscriptions	81	247	57	229
2422 Computer Software	4,962	4,837	4,890	11,870
2423 Office Supplies	990	1,255	891	894
2425 Legal Services	4,414	7,926	1,782	2,486
2428 Accounting Services	4,493	3,911	4,337	3,633
2431 Professional Services	15,881	8,068	35,475	42,674
2451 Equipment Lease / Maintenance	1,513	1,338	716	1,243
2461 Building Lease / Rent	14,976	13,377	12,096	10,516
2481 Printing	5,068	227	501	0
2484 Resource Materials	103	412	106	191
2485 Training - Employee	1,656	2,629	1,267	2,997
2486 Training - Employer	-	-	-	0
2502 Local Meetings	1,713	1,348	108	1,302
2503 Travel and Training	650	1,246	64	403
2512 Utilities	1,300	1,544	1,090	1,147
Total Non-Personnel Expenditures	$ 81,711	$ 70,296	$ 82,388	$ 106,795
Other				
2432 Consultants / Service Providers	$ 64,728	$ 237,500	$ 112,191	$ 250,000
2433 Construction / Project Costs	5,748,823	2,300,000	4,192,417	3,500,000
3500 Operating Transfers Out	-	66,354	-	
9000 Operating Transfers In	$ -	$ -	$ -	$ -
Total Other	$ 5,813,551	$ 2,603,854	$ 4,304,608	$ 3,750,000
Total Personnel/Non-Personnel/Other	$ 6,239,327	$ 2,988,314	$ 4,681,511	$ 4,191,368
Net Excess (Deficit)	$ (997,089)	$ 21,686	$ 562,529	$ 815,316
ENDING FUND BALANCE	**$ 2,522,851**	**$ 586,512**	**$ 3,085,380**	**$ 3,900,696**

MEASURE A (FUND 611)

	FY2019/20 Actual	FY2020/21 Budget	FY2020/21 Yr. End Est.	FY2021/22 Budget
BEGINNING FUND BALANCE	**$ 51,773,595**	**$ 27,425,527**	**$ 53,107,525**	**$ 93,501,276**
REVENUES:				
6001 Measure "A"	$ 15,774,681	$ 17,159,000	$ 19,126,000	$ 21,121,120
6011 Meas. "A" In Lieu	-	-	-	
6012 TUMF	-	-	-	
6021 Trans - Local Contributions	-	-	-	1,076,047
6025 Local Repayments - Transportation	568,595	568,595	568,595	10,421
6031 RCTC Bond Proceeds	-	-	-	
6032 RCTC - Admin. Reimbursements		-	-	
6042 RCTC - PP&M	-	-	-	
6051 RCTC - LTF	-	-	-	
6061 STIP	-	-	-	-
6062 Highway Bridge Program Funds	-	-	-	11,535,112
7001 MSHCP / CVCC	-	-	-	
7005 Energy Conservation Funding				
7010 Homeless Funding				
7031 Other Transportation Funding	1,213,542	74,434,139	36,375,000	-
8001 Investment Income	1,040,402	700,000	267,168	554,873
Total Revenues	$ 18,597,220	$ 92,861,734	$ 56,336,763	$ 34,297,573
EXPENDITURES:				
Personnel				
1101 Salaries	$ 336,306	$ 384,143	$ 315,795	$ 414,674
1200 Benefits	116,870	185,362	160,468	180,096
Total Personnel Expenditures	$ 453,176	$ 569,505	$ 476,263	$ 594,770
Non-Personnel				
2321 Communications / Phone	$ 4,838	$ 4,893	$ 5,653	$ 6,424
2341 Advertising	2,524	2,787	359	2,770
2353 Comprehensive Insurance	20,026	15,861	16,221	15,165
2401 Memberships / Registration	132	8,962	218	212
2415 Postage	620	929	247	657
2417 General Expense	1,310	2,053	709	1,699
2418 Meeting Attendance Stipend	4,340	4,680	7,472	10,832
2421 Subscriptions	103	448	90	408
2422 Computer Software	280,091	9,222	8,175	21,096
2423 Office Supplies	1,537	2,298	1,446	1,596
2425 Legal Services	7,264	14,602	2,965	9,418
2428 Accounting Services	9,522	7,091	6,864	6,457
2431 Professional Services	27,056	14,645	47,816	78,219
2451 Equipment Lease / Maintenance	2,115	2,426	1,133	2,209
2461 Building Lease / Rent	19,775	24,258	19,147	18,690
2481 Printing	9,064	418	793	0
2484 Resource Materials	141	746	168	340
2485 Training - Employee	2,661	4,768	2,005	5,327
2486 Training - Employer	-	-	-	0
2502 Local Meetings	3,070	2,476	171	2,370
2503 Travel and Training	1,074	2,289	109	743
2512 Utilities	1,722	2,799	1,725	2,039
Total Non-Personnel Expenditures	$ 398,984	$ 128,651	$ 123,486	$ 187,082
Other				
2432 Consultants / Service Providers	$ 1,009,452	$ 162,500	$ 1,352,318	$ 150,000
2433 Construction / Project Costs	10,904,439	108,223,532	8,452,585	33,617,577
8981 Debt Service	3,012,233	3,012,233	3,012,233	3,012,233
3500 Operating Transfers Out	1,485,007	2,775,179	2,526,127	7,870,348
9000 Operating Transfers In	-	-	-	-
Total Other	$ 16,411,130	$ 114,173,444	$ 15,343,263	$ 44,650,158
Total Personnel/Non-Personnel/Other	$ 17,263,291	$ 114,871,600	$ 15,943,012	$ 45,432,010
Net Excess (Deficit)	$ 1,333,930	$ (22,009,866)	$ 40,393,751	$ (11,134,437)
ENDING FUND BALANCE	**$ 53,107,525**	**$ 5,415,661**	**$ 93,501,276**	**$ 82,366,839**

RCTC LOCAL TRANSPORTATION FUND / PP&M (FUND 612)

	FY2019/20 Actual	FY2020/21 Budget	FY2020/21 Yr. End Est.	FY2021/22 Budget
BEGINNING FUND BALANCE	**$ 317,695**	**$ 103,484**	**$ 588**	**$ 635**
REVENUES:				
6051 RCTC - LTF	$ 490,350	$ 369,000	$ 369,000	$ 450,000
8001 Investment Income	-	2,000	5,000	-
Total Revenues	$ 490,350	$ 371,000	$ 374,000	$ 450,000
EXPENDITURES:				
Personnel				
1101 Salaries	$ 13,212	$ 14,275	$ 4,244	$ 16,615
1200 Benefits	4,947	7,542	2,203	6,786
Total Personnel Expenditures	$ 18,159	$ 21,817	$ 6,447	$ 23,401
Non-Personnel				
2321 Communications / Phone	$ 152	$ 181	$ 72	$ 260
2341 Advertising	12	7	5	7
2353 Comprehensive Insurance	1,226	586	206	614
2401 Memberships / Registration	3,305	5,007	3,053	9
2415 Postage	4	10	2	7
2416 Photocopying	-	-	-	1,003
2417 General Expense	56	76	9	69
2418 Meeting Attendance Stipend	40	-	29	128
2421 Subscriptions	2	17	1	17
2422 Computer Software	281	902	66	854
2423 Office Supplies	35	49	15	58
2425 Legal Services	89	179	25	179
2428 Accounting Services	308	262	87	261
2431 Professional Services	320	518	117	930
2451 Equipment Lease / Maintenance	60	90	14	89
2461 Building Lease / Rent	790	897	243	757
2481 Printing	28	1,003	10	0
2484 Resource Materials	9	28	2	14
2485 Training - Employee	23	176	25	216
2486 Training - Employer	-	-	-	0
2502 Local Meetings	9	43	2	43
2503 Travel and Training	0	37	1	4
2512 Utilities	73	104	22	83
2601 Community Forums / CVAG Conf			-	-
4821 Equipment	-	-	-	-
Total Non-Personnel Expenditures	$ 6,823	$ 10,172	$ 4,006	$ 5,602
Other				
2432 Consultants / Service Providers	$ -	$ -	$ -	$ -
2433 Construction / Project Costs	-	-	-	-
3500 Operating Transfers Out	$ 782,475	$ 442,201	$ 363,500	$ 420,742
9000 Operating Transfers In	-	-	-	-
Total Other	$ 782,475	$ 442,201	$ 363,500	$ 420,742
Total Personnel/Non-Personnel/Other	$ 807,457	$ 474,190	$ 373,953	$ 449,745
Net Excess (Deficit)	$ (317,107)	$ (103,190)	$ 47	$ 255
ENDING FUND BALANCE	**$ 588**	**$ 294**	**$ 635**	**$ 890**

CV LINK (FUND 618) & ATP (FUND 626 & 627) & Construction - State and Federal (Fund 628)

	FY2019/20 Actual	FY2020/21 Budget	FY2020/21 Yr. End Est.	FY2021/22 Budget
BEGINNING FUND BALANCE	**$ (1,325,369)**	**$ -**	**$ (360,979)**	**$ -**
REVENUES:				
2031 ATP - Fed & State	1,889,170			6,836,998
3011 AQMD	610,223			10,666,348
6042 RCTC - PP&M	$ 49,034	$ 20,000	$ 15,000	$ 50,000
8001 Investment Income	1,812	-	-	
6061 STIP	1,680,511	29,576,000	4,741,457	15,537,765
Total Revenues	$ 4,230,750	$ 29,596,000	$ 4,756,457	$ 33,091,111
EXPENDITURES:				
Personnel				
1101 Salaries	$ 256,517	$ 215,990	$ 216,873	$ 280,753
1200 Benefits	80,352	104,556	103,133	99,623
Total Personnel Expenditures	$ 336,869	$ 320,546	$ 320,006	$ 380,377
Non-Personnel				
2321 Communications / Phone	$ 4,315	$ 2,750	$ 4,077	$ 4,086
2341 Advertising	137	3,105	247	$ 3,108
2353 Comprehensive Insurance	14,060	8,916	11,142	$ 9,647
2401 Memberships / Registration	101	104	150	$ 135
2415 Postage	300	156	200	$ 108
2417 General Expense	937	1,153	487	$ 1,081
2418 Meeting Attendance Stipend	1,036	-	1,550	$ 2,017
2421 Subscriptions	86	251	62	$ 259
2422 Computer Software	3,744	3,147	3,593	$ 13,420
2423 Office Supplies	613	743	827	$ 912
2425 Legal Services	1,044,980	502,727	983,048	$ 727,810
2428 Accounting Services	4,395	3,986	4,715	$ 4,107
2431 Professional Services	450,512	7,868	111,322	$ 132,208
2451 Equipment Lease / Maintenance	1,298	1,363	778	$ 1,405
2461 Building Lease / Rent	15,048	13,637	13,152	$ 11,889
2481 Printing	648	52	545	0
2484 Resource Materials	99	419	116	$ 216
2485 Training - Employee	864	2,680	1,377	$ 3,388
2502 Local Meetings	1,315	661	117	$ 681
2503 Travel and Training	23	1,057	107	$ 1,059
2512 Utilities	1,300	1,573	1,185	$ 1,297
2601 Community Forums / CVAG Conf	-	-	-	$ -
4821 Equipment / Improvements	-	-	-	-
Total Non-Personnel Expenditures	$ 1,545,810	$ 556,348	$ 1,138,795	$ 918,889
Other				
2432 Consultants / Service Providers	$ 809,193	$ 1,170,000	$ 927,964	$ 3,200,000
2433 Construction / Project Costs	2,141,704	27,906,000	3,887,212	29,003,345
3500 Operating Transfers Out	-	67,590	-	
9000 Operating Transfers In	(1,567,216)	(424,484)	(1,878,499)	(411,500)
Total Other	$ 1,383,681	$ 28,719,106	$ 2,936,677	$ 31,791,845
Total Personnel/Non-Personnel/Other	$ 3,266,360	$ 29,596,000	$ 4,395,478	$ 33,091,111
Net Excess (Deficit)	$ 964,390	$ -	$ 360,979	$ 0
ENDING FUND BALANCE	**$ (360,979)**	**$ -**	**$ -**	**$ 0**

SIGNAL SYNCRONIZATION (FUND 624)

	FY2019/20 Actual	FY2020/21 Budget	FY2020/21 Yr. End Est.	FY2021/22 Budget
BEGINNING FUND BALANCE	**$ (952,331)**	**$ -**	**$ (657,745)**	**$ -**
REVENUES:				
6001 Measure "A"	642,124	-	-	-
2001 CMAQ	794,104	25,603,000	1,443,848	19,549,003
Total Revenues	$ 1,436,228	$ 25,603,000	$ 1,443,848	$ 19,549,003
EXPENDITURES:				
Personnel				
1101 Salaries	$ 99,420	$ 85,834	$ 63,752	$ 106,328
1200 Benefits	36,978	36,307	33,260	48,039
Total Personnel Expenditures	$ 136,398	$ 122,141	$ 97,012	$ 154,366
Non-Personnel				
2321 Communications / Phone	$ 1,460	$ 1,093	$ 1,100	$ 1,658
2341 Advertising	52	42	4,776	44
2353 Comprehensive Insurance	5,385	3,545	3,156	3,914
2401 Memberships / Registration	39	42	42	55
2415 Postage	73	62	32	44
2416 Photocopying	-	-	-	22
2417 General Expense	362	459	138	439
2418 Meeting Attendance Stipend	403	-	439	818
2421 Subscriptions	34	100	18	105
2422 Computer Software	1,440	1,251	1,018	5,445
2423 Office Supplies	219	296	234	370
2425 Legal Services	941	1,084	387	1,140
2428 Accounting Services	1,693	1,585	1,335	1,667
2431 Professional Services	31,519	3,128	64,800	73,140
2451 Equipment Lease / Maintenance	504	542	220	570
2461 Building Lease / Rent	5,830	5,421	3,725	4,824
2481 Printing	252	21	154	-
2484 Resource Materials	38	167	33	88
2485 Training - Employee	299	1,068	390	1,375
2486 Training - Employer	-	-	-	-
2502 Local Meetings	47	263	33	276
2503 Travel and Training	7	221	20	24
2512 Utilities	503	626	336	526
2601 Community Forums / CVAG Conf			-	-
4821 Equipment / Improvements	-	-	-	-
Total Non-Personnel Expenditures	$ 51,099	$ 21,016	$ 82,385	$ 96,546
Other				
2432 Consultants / Service Providers	$ 1,654,411	$ 484,890	$ 1,616,664	$ 3,513,092
2433 Construction / Project Costs	-	27,603,000	-	23,655,347
3500 Operating Transfers Out	-	26,827	-	-
9000 Operating Transfers In	(700,266)	(2,654,874)	(1,009,958)	(7,870,348)
Total Other	$ 954,145	$ 25,459,843	$ 606,706	$ 19,298,091
Total Personnel/Non-Personnel/Other	$ 1,141,642	$ 25,603,000	$ 786,103	$ 19,549,003
Net Excess (Deficit)	$ 294,586	$ -	$ 657,745	$ 0
ENDING FUND BALANCE	**$ (657,745)**	**$ -**	**$ -**	**$ 0**

MSHCP (FUND 631 & 634)

	FY2019/20 Actual	FY2020/21 Budget	FY2020/21 Yr. End Est.	FY2021/22 Budget
BEGINNING FUND BALANCE	**$ 42,377**	**$ 42,377**	**$ 42,377**	**$ 42,377**
REVENUES:				
7001 MSHCP / CVCC	$ 607,001	$ 771,169	$ 749,372	$ 845,780
Total Revenues	$ 607,001	$ 771,169	$ 749,372	$ 845,780
EXPENDITURES:				
Personnel				
1101 Salaries	$ 362,875	$ 351,146	$ 427,696	$ 475,377
1200 Benefits	148,428	203,347	218,695	225,982
Total Personnel Expenditures	$ 511,303	$ 554,493	$ 646,391	$ 701,360
Non-Personnel				
2321 Communications / Phone	$ 5,356	$ 4,775	$ 7,003	$ 7,633
2341 Advertising	1,078	1,170	3,169	1,202
2353 Comprehensive Insurance	21,039	14,509	20,095	18,020
2401 Memberships / Registration	143	170	276	252
2415 Postage	419	875	228	452
2417 General Expense	1,367	1,877	895	2,019
2418 Meeting Attendance Stipend	1,436	-	2,795	3,768
2421 Subscriptions	115	410	112	485
2422 Computer Software	9,090	10,732	10,137	25,069
2423 Office Supplies	817	1,710	1,619	1,954
2425 Legal Services	7,486	10,938	3,913	10,250
2428 Accounting Services	6,405	6,486	8,504	7,673
2431 Professional Services	11,228	13,802	12,244	27,918
2451 Equipment Lease / Maintenance	2,488	2,219	2,091	2,625
2461 Building Lease / Rent	21,321	22,191	23,720	22,210
2481 Printing	1,069	585	982	-
2484 Resource Materials	148	683	209	404
2485 Training - Employee	2,078	4,359	2,484	6,330
2502 Local Meetings	452	2,075	212	2,272
2503 Travel and Training	313	2,404	156	861
2512 Utilities	1,852	2,561	2,137	2,423
2601 Community Forums / CVAG Conf			-	-
4821 Equipment / Improvements	-	-	-	-
Total Non-Personnel Expenditures	$ 95,697	$ 104,531	$ 102,981	$ 144,420
Other				
2432 Consultants	$ -	$ -	$ -	$ -
2433 Construction / Project Costs	$ -	$ -	$ -	$ -
3500 Operating Transfers Out	$ -	$ 112,145	$ -	
9000 Operating Transfers In	-	-	-	-
Total Other	$ -	$ 112,145	$ -	$ -
Total Personnel/Non-Personnel/Other	$ 607,000	$ 771,169	$ 749,372	$ 845,780
Net Excess (Deficit)	$ 0	$ -	$ (0)	$ 0
ENDING FUND BALANCE	**$ 42,377**	**$ 42,377**	**$ 42,377**	**$ 42,377**

REGIONAL STREET SWEEPING (FUND 702)

	FY2019/20 Actual	FY2020/21 Budget	FY2020/21 Yr. End Est.	FY2021/22 Budget
BEGINNING FUND BALANCE	**$ 538,190**	**$ 548,178**	**$ 442,087**	**$ 442,086**
REVENUES:				
3031 MSRC	$ -	$ 200,000	$ 200,000	$ 220,000
5012 Air Quality Enhancement / COLMAC	150,000	150,000	150,000	150,000
7031 Other Revenue	30,289	15,132	30,289	15,000
8001 Investment Income	9,017	4,000	750	1,000
8005 Gain (Loss) on Investments	23			
Total Revenues	$ 189,329	$ 369,132	$ 381,039	$ 386,000
EXPENDITURES:				
Personnel				
1101 Salaries	$ 730	$ 10,131	$ 1,474	$ 14,277
1200 Benefits	312	4,467	710	6,073
Total Personnel Expenditures	$ 1,042	$ 14,598	$ 2,185	$ 20,350
Non-Personnel				
2321 Communications / Phone	$ 12	$ 128	$ 24	$ 216
2341 Advertising	0	5	1	$ 6
2353 Comprehensive Insurance	3,646	4,717	68	$ 4,511
2401 Memberships / Registration	0	5	1	$ 7
2415 Postage	7	7	1	$ 6
2416 Photocopying	-	-	-	$ 3
2417 General Expense	3	54	3	$ 57
2418 Meeting Attendance Stipend	3	-	9	$ 107
2421 Subscriptions	0	12	0	$ 14
2422 Computer Software	9	147	22	$ 711
2423 Office Supplies	2	35	5	$ 48
2425 Legal Services	8	127	8	$ 149
2427 Medical Services	-	-	0	0
2428 Accounting Services	11	186	29	$ 217
2431 Professional Services	21	368	38	$ 774
2451 Equipment Lease / Maintenance	4	64	5	$ 74
2461 Building Lease / Rent	43	637	80	$ 630
2481 Printing	2	2	3	0
2484 Resource Materials	0	20	1	$ 11
2485 Training - Employee	3	125	8	$ 179
2486 Training - Employer	-	-	-	0
2502 Local Meetings	0	181	1	$ 186
2503 Travel and Training	4	26	0	$ 3
2512 Utilities	4	74	7	$ 69
2601 Community Forums / CVAG Conf		-	15	$ 114
4821 Equipment / Improvements	-	-	-	-
Total Non-Personnel Expenditures	$ 3,780	$ 6,920	$ 329	$ 8,093
Other				
2432 Consultants	$ -	$ -	-	$ -
2433 Construction / Project Costs	626,959	626,959	626,959	626,959
3500 Operating Transfers Out	-	3,174	-	
9000 Operating Transfers In	(346,348)	(282,519)	(248,434)	(269,402)
Total Other	$ 280,611	$ 347,614	$ 378,525	$ 357,557
Total Personnel/Non-Personnel/Other	$ 285,433	$ 369,132	$ 381,039	$ 386,000
Net Excess (Deficit)	$ (96,103)	$ -	$ (0)	$ 0
ENDING FUND BALANCE	**$ 442,087**	**$ 548,178**	**$ 442,086**	**$ 442,086**

COLMAC (FUND 711)

	FY2019/20 Actual	FY2020/21 Budget	FY2020/21 Yr. End Est.	FY2021/22 Budget
BEGINNING FUND BALANCE	**$ (6,300)**	**$ -**	**$ -**	**$ -**
REVENUES:				
5012 Air Quality Enhancement / COLMAC	$ -	$ 13,190	$ -	$ 13,850
Total Revenues	$ -	$ 13,190	$ -	$ 13,850
EXPENDITURES:				
Personnel				
1101 Salaries	$ -	$ 1,810	$ -	$ 3,647
1200 Benefits	-	947	-	1,637
Total Personnel Expenditures	$ -	$ 2,757	$ -	$ 5,283
Non-Personnel				
2321 Communications / Phone	$ -	$ 24	$ -	$ 56
2341 Advertising	-	1	-	1
2353 Comprehensive Insurance	-	76	-	133
2401 Memberships / Registration	-	1	-	2
2415 Postage	-	1	-	1
2416 Photocopying	-	-	-	1
2417 General Expense	-	10	-	15
2418 Meeting Attendance Stipend	-	-	-	28
2421 Subscriptions	-	2	-	4
2422 Computer Software	-	27	-	185
2423 Office Supplies	-	6	-	13
2425 Legal Services	-	23	-	39
2428 Accounting Services	-	34	-	57
2431 Professional Services	-	9,500	-	202
2451 Equipment Lease / Maintenance	-	12	-	19
2461 Building Lease / Rent	-	117	-	164
2481 Printing	-	1	-	0
2485 Training - Employee	-	23	-	47
2502 Local Meetings	-	6	-	9
2503 Travel and Training	-	5	-	1
2512 Utilities	-	13	-	18
2601 Community Forums / CVAG Conf				
Total Non-Personnel Expenditures	$ -	$ 9,886	$ -	$ 999
Other				
2432 Consultants / Service Providers	$ -	$ -	$ -	$ 9,975
2433 Construction / Project Costs	-	-	-	-
3500 Operating Transfers Out	$ -	$ 547	$ -	
9000 Operating Transfers In	(6,300)	-	-	(2,408)
Total Other	$ (6,300)	$ 547	$ -	$ 7,567
Total Personnel/Non-Personnel/Other	$ (6,300)	$ 13,190	$ -	$ 13,849
Net Excess (Deficit)	$ 6,300	$ -	$ -	$ 0
ENDING FUND BALANCE	**$ -**	**$ -**	**$ -**	**$ -**

COACHELLA VALLEY ASSOCIATION OF GOVERNMENTS
ANNUAL SALARY SCHEDULE AND APPROVED
CLASSIFICATIONS FROM JULY 1 2021 TO JUNE 30 2022

POSITION	CLASSIFICATION	STEP 1	STEP 2	STEP 3	STEP 4	STEP 5	STEP 6
3010	**Executive Director**	-	-	-	-	-	TBD
2010	(VACANT) (NOT BUDGETED) **Deputy Executive Director**	154,277	161,991	170,090	178,595	187,525	192,213
2015	**Director of Finance/Administrative Services**	146,564	153,892	161,587	169,666	178,149	182,603
2016	(VACANT) (BUDGETED) **Director of Environmental Resources**	146,564	153,892	161,587	169,665	178,149	182,603
2017	(VACANT) (BUDGETED) **Director of Transportation**	146,564	153,892	161,587	169,665	178,149	182,603
2018	(BUDGETED-PART TIME) **Director of DCE**	146,564	153,892	161,587	169,665	178,149	182,603
2020	(VACANT) (NOT BUDGETED) **Director II - Environmental Resources**	124,602	130,832	137,374	144,243	151,455	155,242
2021	(VACANT) (NOT BUDGETED) **Director II - Community Resources**	124,602	130,832	137,374	144,243	151,455	155,242
2023	(VACANT) (NOT BUDGETED) **Director II - Desert Community Energy**	124,602	130,832	137,374	144,243	151,455	155,242
2024	(VACANT) (NOT BUDGETED) **Director II - Administrative Services**	124,602	130,832	137,374	144,243	151,455	155,242
2025	**Assistant Executive Director**	124,602	130,832	137,374	144,243	151,455	155,242
2030	(VACANT) (NOT BUDGETED) **GIS/Fees Programs Director**	94,828	99,570	104,547	109,775	115,264	118,146
2031	(VACANT) (BUDGETED) **Transportation Engineer**	94,828	99,570	104,548	109,776	115,264	118,147
2031	(VACANT) (NOT BUDGETED) **Transportation Engineer**	94,828	99,570	104,548	109,776	115,264	118,147
2040	(VACANT) (NOT BUDGETED) **Governmental Projects Manager**	87,220	91,581	96,159	100,966	106,015	108,665
2041	(VACANT) (BUDGETED) **Transportation Program Manager**	87,220	91,581	96,159	100,966	106,015	108,665
2041	**Transportation Program Manager**	87,220	91,581	96,159	100,966	106,015	108,665
2041	(BUDGETED-PART TIME) **Transportation Program Manager**	87,220	91,581	96,159	100,966	106,015	108,665
2042	(VACANT) (NOT BUDGETED) **Information Technology Manager**	87,220	91,581	96,159	100,966	106,015	108,665
2043	(VACANT) (NOT BUDGETED) **Desert Comm. Energy Program Manager**	87,220	91,581	96,159	100,966	106,015	108,665
2044	**Desert Comm. Energy Accounting Manager**	87,220	91,581	96,159	100,966	106,015	108,665
2045	**Bio. Monitoring Program Manager**	87,220	91,581	96,159	100,966	106,015	108,665
2046	**Regional Planner**	87,220	91,581	96,159	100,966	106,015	108,665
2060	(VACANT) (NOT BUDGETED) **Associate Regional Planner**	76,527	80,354	84,371	88,590	93,019	95,344
2070	**Geographic Information Systems Analyst**	74,139	77,846	81,738	85,825	90,117	92,369
2071	**Management Analyst - Env. Resources**	74,139	77,846	81,738	85,825	90,117	92,369

COACHELLA VALLEY ASSOCIATION OF GOVERNMENTS
ANNUAL SALARY SCHEDULE AND APPROVED
CLASSIFICATIONS FROM JULY 1 2021 TO JUNE 30 2022

POSITION	CLASSIFICATION	STEP 1	STEP 2	STEP 3	STEP 4	STEP 5	STEP 6
2072	**Management Analyst - Homelessness**	74,139	77,846	81,738	85,825	90,117	92,369
2073	(VACANT) (NOT BUDGETED) **Management Analyst - Bio. Monitoring**	74,139	77,846	81,738	85,825	90,117	92,369
2074	(VACANT) (NOT BUDGETED) **Management Analyst - Transportation**	74,139	77,846	81,738	85,825	90,117	92,369
2075	(VACANT) (NOT BUDGETED) **Management Analyst - Govt. Proj.**	74,139	77,846	81,738	85,825	90,116	92,368
2076	(VACANT) (BUDGETED) **Management Analyst - Contracts/Admin.**	74,139	77,846	81,738	85,825	90,116	92,368
2077	**Executive Assistant / Clerk**	74,139	77,846	81,738	85,825	90,116	92,368
2090	(VACANT) (NOT BUDGETED) **Executive Assistant**	58,884	61,828	64,919	68,165	71,573	73,364
1010	(VACANT) (NOT BUDGETED) **Accountant**	56,082	58,886	61,831	64,922	68,168	69,874
1011	(VACANT) (NOT BUDGETED) **Senior Prog. Assistant - Env. Resources**	56,082	58,886	61,831	64,922	68,168	69,874
1012	(VACANT) (NOT BUDGETED) **Senior Prog. Assistant - Transportation**	56,082	58,886	61,831	64,922	68,168	69,874
1040	(VACANT) (BUDGETED) **Program Assistant II - Comm. Resources**	50,981	53,531	56,207	59,017	61,968	63,517
1041	**Program Assistant II - Env. Resources**	50,981	53,531	56,207	59,017	61,968	63,517
1042	(VACANT) (NOT BUDGETED) **Administrative Services Assistant**	50,981	53,531	56,207	59,017	61,968	63,517
1043	(BUDGETED-PART TIME) **Program Assistant II - Transportation**	50,981	53,531	56,207	59,017	61,968	63,517
1044	**Program Assistant II - CV Housing First**	50,981	53,531	56,207	59,017	61,968	63,517
1070	**Accounting Assistant**	48,557	50,985	53,534	56,211	59,022	60,497
1071	(VACANT) (NOT BUDGETED) **Technician**	48,557	50,985	53,534	56,211	59,022	60,497
1080	**Office Assistant / Receptionist**	46,129	48,435	50,858	53,400	56,071	57,473
1081	**Program Assistant - CV Housing First**	46,129	48,435	50,858	53,400	56,071	57,473
1081	**Program Assistant - CV Housing First**	46,129	48,435	50,858	53,400	56,071	57,473
1081	(VACANT) (BUDGETED) **Program Assistant - CV Housing First**	46,129	48,435	50,858	53,400	56,071	57,473
1081	(VACANT) (BUDGETED) **Program Assistant - CV Housing First**	46,129	48,435	50,858	53,400	56,071	57,473

* The Executive Director's salary is under review.

ACRONYMS AND ABBREVIATIONS

AB 2766	Assembly Bill – Motor Vehicle Registration Fee Assessment
AB 939	Assembly Bill – Solid Waste and Recycling
AQMD	Air Quality Management District
ATP	Active Transportation Program
AV	Assessed Valuation
CEQA	California Environmental Quality Act
CIP	Capital Improvement Plan
CMAQ	Congestion Mitigation and Air Quality
CMP/CMS	Congestion Management Program/System
CPI	Consumer Price Index
CVCC	Coachella Valley Conservation Commission
DCE	Desert Community Energy
EA	Environmental Assessment
EIR	Environmental Impact Report
EIS	Environmental Impact Statement
GIS	Geographic Information Systems
HBR	Highway Bridge Program
HBRR	Highway Bridge Replacement and Rehabilitation
HCR	Human and Community Resources
HERO	Home Energy Renovation Opportunity
LEED	Leadership in Energy and Environmental Design
LTF	Local Transportation Funds
MSHCP	Multiple Species Habitat Conservation Plan
MSRC	Mobile Source Reduction Review Committee (Air Pollution)
NEPA	National Environmental Policy Act
O&D	Origin & Destination
PACE	Property Assessed Clean Energy
PC	Personnel Committee
PCI	Pavement Condition Index
PERS	Public Employees Retirement System
PM10	Particulate Matter less than 10 microns
PP&M	Plans, Programming and Monitoring
RACE	Regional Arterial Cost Estimate
RCTC	Riverside County Transportation Commission
RHNA	Regional Housing Needs Assessment
RTIP	Regional Transportation Improvement Program
RTP	Regional Transportation Plan
SCAG	Southern California Association of Governments
SIP	State Implementation Plan
STIP	State Transportation Improvement Plan
STP	State Transportation Plan
TPPS	Transportation Project Prioritization Study
TUMF	Transportation Uniform Mitigation Fee
WWR	Whitewater River

ITEM 7D

Coachella Valley Association of Governments
Executive Committee
June 7, 2021

Staff Report

Subject: **Selection of CVAG/CVCC/DCE Independent Auditor**

Contact: Claude T. Kilgore, Director of Finance/Administration (ckilgore@cvag.org)

Recommendation: Authorize the Executive Director to negotiate and execute a contract to hire Davis Farr LLP to serve as CVAG's independent auditor

Finance Committee: CONCURS (Meeting of May 25)

Background: CVAG's Financial Statements Audit Procurement Policy, adopted on June 3, 2002, requires CVAG to obtain from qualified auditing firms, proposals to perform CVAG's annual financial audit every five years. CVAG's current auditor is Lance, Soll & Lunghard, LLP. In June 2020, the CVAG Executive Committee, at the recommendation of the Finance Committee, approved a one-year extension with LSL for the auditing services. This allowed CVAG to have one auditing firm for the three JPAs — CVAG, the Coachella Valley Conservation Commission (CVCC) and Desert Community Energy (DCE). Having one auditing firm is an efficient way to conduct the audit, especially since there are some financial interactions between the agencies.

On March 12, 2021, CVAG issued a request for proposals to select an independent auditor for CVAG, CVCC and DCE for Fiscal Year 2020/21 through Fiscal year 2024/25. The deadline for submissions was April 9, 2021, and six highly qualified proposals were received. CVAG staff within the finance department reviewed the initial proposals and sought input from CVCC Finance Committee Member Kevin McCarthy, who is the Finance Director at the City of Indian Wells. This informal working group unanimously agreed on three firms to invite for interviews. CVAG staff then convened an interview panel with Kofi Antobam, who as Rancho Mirage's Director of Administrative Services served as an alternate for City Manager Isaiah Hagerman, who sits on the CVAG Finance Committee.

Interviews were held via Zoom videoconference on May 5. Upon completion of the interview, the interview panel unanimously recommended the audit firm of Davis Farr LLP for engagement as CVAG/CVCC/DCE independent auditor for the next five fiscal years. The firm has an impressive history of professional work in the Coachella Valley. The firm also demonstrated advanced technical ingenuity as it pertains to councils of governments as well as Community Choice Aggregation programs like DCE. Davis Farr representatives also displayed a keenness for innovation in audit technology, and staff believes was the best fit for CVAG, CVCC and DCE.

Fiscal Analysis: The proposed audit services were competitive with other bids and has an average cost over each of the next five years of $23,937 (exclusive of CVCC and DCE costs). This cost will be incorporated into the budget.

ITEM 8a

Coachella Valley Association of Governments
Executive Committee
June 7, 2021

Staff Report

Subject: **Status of I-10 Interchange Projects**

Contact: Eric V. Cowle, Transportation Program Manager (ecowle@cvag.org)

Recommendation: Information

Background: Attached is the latest status for Interstate 10 interchange projects as of May 2021:

Completed

1) Indian Canyon @ I-10 (Mar '12)
2) Gene Autry/Palm Drive @ I-10 (Mar '12)
3) Date Palm Drive @ I-10 (May '14)
4) Monterey Avenue Ramp @ I-10 (Apr '15)
5) Bob Hope/Ramon @ I-10 (Sep '11)
6) Jefferson Street @ I-10: Post-construction closeout underway.

Portola @ I-10
PS&E, ROW. Final PA/ED completed. ROW on hold due to Union Pacific stalemate. 100% PS&E on-going.

Monroe @ I-10
Final environmental document approved by Caltrans. City moving forward to PSE phase.

Jackson @ I-10
Draft environmental document public hearing was on March 10, 2021 and public comment period ended March 26

Avenue 50 @ I-10
PS&E contract underway.

Avenue 50 @ SR 86
PAED completed in May 2019. Funding agreement amendment for PS&E and ROW acquisition approved by Executive Committee in September 2020.

Dillon Road @ I-10 @ SR 86
PAED underway. Caltrans Approved Preliminary Environmental Study (PES) on July 13, 2020.

Golf Center Parkway @ I-10
PSR on hold.

Da Vall Drive @ I-10
Intersection Control Evaluation submitted to Caltrans.

Fiscal Analysis: Funding for these projects has been budgeted through the project phase indicated and secured through various funding sources. There is no additional fiscal impact.

ITEM 8b

COACHELLA VALLEY ASSOCIATION OF GOVERNMENTS
Regional Arterial Program - Project Status Report
6/3/2021

Project Description	Lead Agency	PEng	ENV	PSE	ROW	CON	CVAG Funded Through	Status
Interchanges								
Avenue 50 @ 86S	COA						Environmental	PA & ED underway
Avenue 50 @ I-10	COA						PSE	PS&E contract under way.
Jackson @ I-10	COR						PSE	Draft Env Doc with Public Hearing on March 10. Pub comment period ended 3/26.
Monroe @ I-10	COR						PSE	Final Env Doc approved by Caltrans. City moving forward with PSE by MBI
Jefferson @ I-10	COR						Construction	Completed. Working on close out
Arterial Links								
Ave. 48 (Jackson St. to Van Buren St.)	COA						Construction	Completed
Ave. 50 (Calhoun St. to Harrison St)	COA						Construction	PA/ED under way
Coachella Traffic Signal Conversion	COA						Construction	Construction underway.
Date Palm Drive from I-10 to Varner	CC						PSE	Phase II is completed. The final design for Phase III in underway.
North Indian Canyon Widening	COR/DHS/PS						Construction	Phase I paving completed. Phase II ROW acquisition completed. Construction advertisment Jan. 2021.
Monterey Av. Corridor (fr. Gerald Ford to Dinah Shore)	RM						Construction	Construction completed.
Bridges								
Avenue 66 Grade Separation over UPRR	COR						Construction	Under construction
Avenue 44 Bridge over WWR	Indio						Construction	Env cleared, CDFW comments pending on Streambed Alteration agreement, Plans are 99%
Avenue 50 Bridge over WWR	COA						Environmental	PAED completed 5/2019. Funding agreement ammendment approved by CVAG in Septmeber 2020
Cathedral Canyon Bridge	CC						Construction	Construction started in summer 2020 and is ongoing
Date Palm Bridge (Across WWR)	CC						Construction	Completed
Dune Palms Bridge over WWR	LQ						Construction	ROW began May 2018. Construction 2021
Frank Sinatra Bridge over WWR	RM						Construction	In Final Design, Construction to commence when HBP funding becomes available
South Palm Canyon Bridge over Tahquitz Creek	PS						PSE	100% Design Plan submitted for review. ROW acquisition finalized and cert to be submitted
East Palm Canyon Drive Bridge over Palm Canyon Wash	PS						PSE	100% Design Plan currently in review. Working with utilities.
Indian Canyon (fr. Garnet to & Incl. RR Crossing)	PS						Construction	Advanced Construction Funding authorized by Caltrans
Ramon Bridge Widening	PS						Construction	Continuing ROW and utility phase
Vista Chino Bridge over WWR	PS						PE	Project is in PE phase. Extensive negotiations with SCE for utilty relocation
Interchange Preparation Fund Projects								
Portola @ I-10	PD/COR						ROW	ROW on hold due to Union Pacific stalemate. 100% PS&E ongoing.
Golf Center Parkway @ I-10	Indio						PSR	PSR on hold
Da Vall Drive @ I-10	CC						PSR	Intersection Control Evaluation submitted to Caltrans
Dillon Road @ I-10, SR86, WWR	COA						PSR	Caltrans Approved Preliminary Envionmental Study on July 13, 2020
Jackson @ I-10	Indio						PSR	Draft environmental document almost completed. Plans for virtual outreach meeting
Monroe @ I-10	Indio						PSR	Final environmental document is out for public review. Moving forward to PSE phase.

COR-County of Riverside; RM-Rancho Mirage; IW-Indian Wells; PD-Palm Desert, PS-Palm Springs; CC-Cathedral City; COA-Coachella LQ-La Quinta;

PE = Preliminary Engineering; Env=Environmental; PSE=Plans, Specifications and Estimate; ROW=Right of Way; CON=Construction

ITEM 8c

COACHELLA VALLEY ASSOCIATION OF GOVERNMENTS

Bicycle/Pedestrian Safety Program - Project Status Report

6/1/2021

Project Description	Lead Agency	Design	CON	CVAG Funded Through	Status
Bike/Pedestrian Safety Projects					
Palm Drive Signals and Lighting	DHS			Construction	T.S. Installation & Safety Improvements Complete.
Palm Canyon Intersection Pedestrian Enhancements	PS			Construction	Construction underway.
S. Palm Canyon, E. Palm Canyon Improvements	PS			Construction	Construction completed.
Indian Canyon Intersection Pedestrian Enhancements	PS			Construction	Substantially complete. Finalizing punch list items
Date Palm Sidewalk Gaps	CC			Construction	Project completed.
Calhoun Street Improvements	Indio			Construction	Project completed.
Vista Chino Signals	PS			Construction	Project completed.
Dinah Shore Mid-Block Crossing	CC			Construction	Project completed.
Palm Canyon Crosswalks	PS			Construction	Project completed.
Avenue 48 Bicycle Lanes	Indio			Construction	Project completed.

COR-County of Riverside; RM-Rancho Mirage; IW-Indian Wells; PD-Palm Desert, PS-Palm Springs; CC-Cathedral City; COA-Coachella; LQ-La Quinta; DHS-Desert Hot Springs

Project Description	Lead Agency	Design	Grant App	Status
CV Link	CVAG			Construction underway, with groundbreaking in Indio and La Quinta on March 29
CV Sync	CVAG			Construction underway. Crowwtown ordering and certifying materials and locating in operations yard.
ATP - Arts & Music Line	CVAG			Under design. Partial award in ATP Cycle 5 turned down due to impact on local resources
ATP - DHS CV Link Extension	DHS			Under design.
ATP - Cathedral City Downtown Connectors	CC			Under design. ATP Cycle 5 Grant Application recommended for full funding at MPO level

ITEM 8d

2020/2021 EXECUTIVE COMMITTEE ATTENDANCE ROSTER

CVAG JURISDICTION	JUL	AUG	SEP	OCT	NOV(Dec)	DEC	JAN	FEB	MAR	APR	MAY(JUN)	JUN
				Joint Meeting								
Blythe	-	-	✓	✓	✓	-	*	✓	-	✓		
Cathedral City	-	-	✓	✓	✓	-	*	✓	-	✓		
Coachella	-	-	✓	✓	✓	-	*	✓	-	✓		
Desert Hot Springs	-	-	✓	✓	✓	-	*	✓	-	✓		
Indian Wells	-	-	✓	✓	✓	-	*	✓	-	✓		
Indio	-	-	✓	✓	✓	-	*	✓	-	✓		
La Quinta	-	-	✓	✓	✓	-	*	✓	-	✓		
Palm Desert	-	-	✓	✓	✓	-	*	✓	-	✓		
Palm Springs	-	-	✓	✓	✓	-	*	✓	-	✓		
Rancho Mirage	-	-	✓	✓	✓	-	*	✓	-	✓		
Riverside County	-	-	✓✓✓	✓✓	✓✓	-	*	✓✓	-	✓✓		
Agua Caliente Band of Cahuilla Indians	-	-		✓	✓	-	*	✓	-	✓		
Cabazon Band of Mission Indians	-	-	✓	✓	✓	-	*	✓	-	✓		
Torres Martinez Desert Cahuilla Indians	-	-	✓	✓	✓	-	*	✓	-			

Absent	
No Meeting	*
Scheduled Dark Month	-

ITEM 8e

Coachella Valley Association of Governments
Executive Committee
June 7, 2021

Staff Report

Subject: **CV Housing First's Use of the Palm Springs Boxing Club**

Contact: Greg Rodriguez, County Government Relations and Public Policy Advisor (GRodrigu@rivco.org)

Recommendation: Information

Background: In fall 2019, CVAG began discussions with public safety agencies in several cities to assess interest in strengthening coordination with homeless service providers. Concurrently, the City of Palm Springs approached CVAG regarding ideas for longer-term use of the former Boxing Club, which is located on South El Cielo near the Palm Springs International Airport. The City was open to using the location as an access center for the CV Housing First program. In December 2019, the CVAG Executive Committee authorized the Executive Director to enter into no-cost agreements with the City of Palm Springs and other entities as necessary for use of City-owned facilities to deliver regional homelessness services through daytime access centers.

CVAG's CV Housing First program began operating out of the Boxing Club in February 2020. It has been used to house the former contractor – Path of Life Ministries – and now is the home base for the CVAG staff who are part of the CV Housing First program. The location allows for CVAG to deploy its outreach teams and is the central location for services to the CV 200. However, under the transition of the CV Housing First program to one that is operated in-house, the main contact with clients is in the field, not at the access center.

The City of Palm Springs has partnered with CVAG to offer the space free of charge. The current facilities use agreement expires on July 1, 2021.

In recent months, the City of Palm Springs City Council has been discussing a conditional use permit for the Well in the Desert, which is another service provider that is based in the City. Well operates daytime services, such as meals and showers, but has faced concerns from neighbors about its operations.

At the April 22, 2021 meeting of the Palm Springs City Council, a recommendation was made by Council to City staff to research the ability, and come up with a plan, to relocate The Well in the Desert to the Boxing Club. CVAG staff has met with the City. Due to the different logistics of both programs, CVAG staff has let the City know that CVAG would not seek to renew its facilities use agreement if the Well is relocated to the Boxing Club. At the same time, CVAG staff is working on contingency plans for new office locations and will be prepared to vacate the Boxing Club if that is the City's direction. CVAG staff is also working to deploy its new, grant-funded mobile access center to assist with program operations.

Fiscal Analysis: There is no cost for CVAG to lease the Boxing Club space. Administrative costs associated with operating an access center, such as office supplies and internet service, have been incorporated into the program's budget. CVAG staff is deferential to the City and whatever decision the Council makes. At the same time, CVAG staff is exploring how to utilize other available office space in the City of Palm Springs or mid-valley in a similar in-kind agreement to save on potential office space costs.

ITEM 8f

Coachella Valley Association of Governments
Executive Committee
June 7, 2021

Staff Report

Subject: **Update on the Alan Seman Bus Pass Program**

Contact: Erica Felci, Assistant to the Executive Director, (efelci@cvag.org)

Recommendation: Information

Background: In October 2007, CVAG launched a bus pass program that worked with the Homelessness Committee's ex-officio membership and service providers to distribute SunLine Transit Agency passes to those in need throughout the Coachella Valley. The program was later renamed in honor of Alan Seman, a longtime Rancho Mirage council member who was a strong advocate for the program.

The bus pass program involves CVAG staff working with SunLine to purchase a batch of passes – usually SunLine's day passes – then tracking their disbursement to local agencies such as the Coachella Valley Rescue Mission, Shelter from the Storm, Well in the Desert and Martha's Village and Kitchen.

In March 2020, SunLine Transit Agency issued an emergency suspension of collecting fares in response to the onset of the COVID-19 pandemic. By suspending fares, riders were able to enter at the rear of the bus as opposed to the front of the bus, eliminating contact with the driver at the farebox. Given this, the distribution of bus passes was temporarily paused.

With conditions improving, SunLine resumed its resume fare collection as of May 2, 2021. CVAG staff has also resumed its bus pass program and is working with participating organizations to get the passes distributed to clients. CVAG will also be including passes for CV Housing First clients as part of the program.

Fiscal Analysis: CVAG purchases about $3,000 worth of bus passes each month. Since the program started, CVAG's member jurisdictions have been asked to provide $3,000 a year for the bus pass program. Cities have not been invoiced in this fiscal year because the program was on hiatus. With the resuming of fares, CVAG will be issuing invoices for $3,000 to continue funding the Alan Seman Bus Pass program.

ITEM 8g

Coachella Valley Association of Governments
Executive Committee
June 7, 2021

Staff Report

Subject: **Desert Cities Energy Partnership Final Report**

Contact: Benjamin Druyon, Management Analyst (bdruyon@cvag.org)

Recommendation: Information

Background: The Desert Cities Energy Partnership (DCEP) Program was implemented in 2009 as a local government partnership (LGP) comprised of the Cities of Blythe, Cathedral City, Coachella, Desert Hot Springs, Indian Wells, Indio, La Quinta, Palm Desert, Palm Springs, Rancho Mirage, the Tribe of Agua Caliente Band of Cahuilla Indians, as well as project stakeholders Imperial Irrigation District (IID), Southern California Gas Company (SoCalGas) and Southern California Edison (SCE). The program was designed to assist local governments to effectively lead their communities to increase energy efficiency (EE), reduce greenhouse gas emissions, increase renewable energy usage, protect air quality and ensure that their communities are more livable and sustainable. Early in 2019, SCE informed CVAG that DCEP and other Local Government Partnerships would be closed out at the end of 2019 and direct funding would not be available in future years.

A summary of the program was reported at the February 13, 2020 Energy & Environmental Resources Committee meeting. A final report to summarize the activities of the partnership, and the accomplishments that have been achieved by member agencies, is attached for the Committee's information.

The attachments provided with this staff report show the final kWh saved as reported by SCE, and the therms saved as reported by SoCalGas. A similar breakdown for IID-served communities was not available. The total kWh saved, 5,194,909, would be equivalent to removing about 800 cars from the road for one year or powering 622 homes for one year. The number of therms saved from this program is equivalent to removing 25 cars from the road for an entire year or preserving 155 acres of U.S. forest for one year.

Fiscal Analysis: There is no cost to CVAG for this report.

Attachments: Desert Cities Energy Partnership Final Report

ITEM 8g

Desert Cities Energy Partnership Final Report 2009-2019

green4life

Desert Cities Energy Partnership

Summary

In 2007, the California Public Utilities Commission (CPUC) enabled policy framework which supports investments into energy efficiency, and by refocusing ratepayer-funded programs, could achieve long-term energy savings through structural changes in the way Californians use energy. Through a year of close collaboration between the CPUC, the Investor-Owned Utilities (IOUs), and more than 500 individual organizations, a Long-Term Energy Efficiency Strategic Plan (the Plan) was developed and adopted. According to the CPUC, this Plan's framework is composed of the following elements:

- **Clear Policy Direction**. The Plan sets forth a bold policy vision establishing efficiency as the California's first priority energy resource. Specific savings goals, tied to supply procurement, implement that policy.
- **Adequate Financial Incentives and Funding**. The decoupling of sales from revenues for electric and gas utilities, along-side performance-based incentive mechanisms, address a fundamental bias against efficiency investment. Meanwhile, a public goods charge and procurement funding produce substantial funding resources for such investment.
- **Robust Program Administration and Oversight**. In California, efficiency programs are largely administered by utilities utilizing universal contact with homes and businesses throughout the state, while government maintains primary responsibility for program direction and oversight, including program evaluation and the measurement and verification of claimed energy savings.
- **Firm Ratcheting Standards**. The establishment of minimum efficiency standards for buildings and appliances that are updated on a regular basis have driven guaranteed progressive energy savings over the past three decades.

The passage of legislation such as the California Global Warming Solutions Act of 2006 (AB 32) have spurred agencies like the California Air Resources Board (CARB) into taking urgent action to combat the looming threat of the State's increasing Greenhouse Gas (GHG) emissions. Working together, agencies like CARB, regional governments, and local governments, are adopting policies and implementing programs throughout California to improve energy efficiency and our quality of life.

In order to accomplish the aggressive push for energy efficiency and the reduction of the State's GHGs, the Plan also calls for Policy Tools for Market Transformation. The CPUC states:

"The market transformation strategies covered in the Plan are built upon one or more of the following policy tools employed to "push" or "pull" more efficient products or practices to market."

They go on to list these tools:

- **Customer Incentives** including rebates; innovative or discounted financing; and/or non-financial support to consumers are the "carrots" that help pull consumers into choosing the efficient option.

- **Codes and Standards** which mandate minimum efficiency thresholds for buildings, appliances and/or equipment, removing the less efficient choices from the marketplace are the "sticks" that push builders and manufacturers to provide efficient goods and services.
- **Education and Information** through marketing, education and outreach inform market actors about energy efficiency opportunities. These programs often include labeling; benchmarking; internet-based comparisons; professional and trade materials; school curricula; peer-to-peer exchanges; and other resources.
- **Technical Assistance** helps to ensure that knowledge barriers on the part of customers, installers or retailers are not unnecessarily hampering the progress of critical efficiency initiatives.
- **Emerging Technologies** rely on research, development, demonstration and/or deployment to move energy-efficient products and developments from the laboratory into the commercial marketplace.

Market transformation will be key to increase awareness of the California population to meet the goals set forth by the CPUC. The CPUC goals, known as "Big Bold Energy Efficiency Strategies," embrace four specific sectors, listed here:

1. All new residential construction in California will be zero net energy by 2020;
2. All new commercial construction in California will be zero net energy by 2030;
3. Heating, Ventilation and Air Conditioning (HVAC) will be transformed to ensure that its energy performance is optimal for California's climate; and
4. All eligible low-income customers will be given the opportunity to participate in the low-income energy efficiency program by 2020.

One of the ways to support market transformation and to accomplish the goals set forth by the CPUC is to collaborate with local and regional governments as well as Investor-Owned Utilities and public utilities. These collaborations are known as Local Government Partnerships (LGPs). The Desert Cities Energy Partnership was one such LGP.

The Desert Cities Energy Partnership (DCEP) program was implemented in 2009 as a LGP comprised of the Cities of Blythe, Cathedral City, Coachella, Desert Hot Springs, La Quinta, Indian Wells, Indio, Palm Desert, Palm Springs, Rancho Mirage, the Tribe of Agua Caliente Band of Cahuilla Indians, and partnering agencies of Imperial Irrigation District (IID), Southern California Gas Company (SCG) and Southern California Edison (SCE). The program was designed to assist local governments to effectively lead their communities to increase energy efficiency (EE), reduce greenhouse gas emissions, increase renewable energy usage, protect air quality and ensure that their communities are more livable and sustainable, while maintaining focus on the CPUC's goals.

Partnership activities focused on implementing EE measures in municipal facilities specifically. The partnership established energy savings goals through city-identified projects, funded by partnership incentives and technical assistance. The partnership also supported city and community EE efforts through marketing and outreach funds.

A planning team that included staff representatives from CVAG, SoCalGas, SCE, and IID staff members met monthly to coordinate efforts, discuss program goals, milestones, marketing, training, and EE projects. The meeting location rotated among the cities to encourage participation across the Coachella

Valley. The Partnership also held semi-annual working group meetings, attended by each of the city's designated energy champions, where they congregated to discuss their ongoing projects and share best practices.

Through close collaboration and operating in tandem with other programs and grants such as The Green For Life program, the partnership offered numerous educational and outreach opportunities such as:

- Zero Net Energy tours.
- Annual energy and water efficiency summits, each attended by more than 500 participants.
- Water treatment plant tours.
- Energy audits at multiple city-owned facilities.
- Establishment of EE reach codes.
- Establishment of Climate Action Plans and Energy Action Plans.
- Increased public awareness of EE through participation at many city events.
- Presentations at various sustainability events hosted by local colleges.
- Multiple workshops conducted to educate jurisdictions about value of benchmarking, commissioning/retro commissioning, and green building practices.
- A series of energy efficiency, green building, and Energy Code workshops presented at UCR Palm Desert in partnership with the Desert Valleys Builders Association and the Palm Springs Sustainability Commission.
- Multiple training sessions for the Los Angeles County EEMIS Utility Manager computer program used to track municipal energy usage.

Accomplishments of CVAG's Member Jurisdictions

This final report includes charts that track the progress made by jurisdictions that are served by SCE. A summary of accomplishments by jurisdiction, including those served by IID, is outlined below.

Blythe:

Energy audits were performed for some of the City-owned facilities, and it was determined that the City could greatly benefit by changing out two of their existing inefficient water pumps, including one at Blythe's wastewater treatment plant. There was an incentive amount of over $60,000 and a projected savings of over $77,000 per year. Blythe reduced their energy usage by 51,000 kWh for these projects.

Cathedral City:

The City of Cathedral City implemented four projects in 2011, allowing them to reach Gold level: Civic Center HVAC and lighting retrofits, police station upgrades, and computer server virtualization. These projects resulted in 230,383 kWh of annual savings. Other projects to reduce energy consumption included reflective window tinting and workplace occupancy sensors.

Coachella:

The City of Coachella is serviced by IID for its electricity and by SoCal Gas for their natural gas needs, who were both DCEP partners. Through available programs from both IID and SoCal Gas, Coachella offers its residents free in-home energy surveys which educate the homeowner on how to save energy

and money. Homeowners can also get a free energy saving kit, which contains a compact fluorescent light bulb, faucet aerators, a water efficient showerhead, and educational materials providing numerous tips and tricks on saving energy and money.

Desert Hot Springs:

Through partnership collaboration, city-wide electricity use has been cut by 12.4% from the 2004 baseline year. Projects attributing to energy reductions include: the installation of energy efficient air conditioning in 24 City facilities, energy-efficient lighting at the Desert Hot Springs Police Department, and energy-efficient LED traffic and pedestrian signals at 10 intersections.

Indian Wells:

The City of Indian Wells successfully reduced municipal electricity savings by 16.3% from its 2004 baseline. Through the partnership, the City was able to do numerous municipal retrofits including lighting, irrigation pump repairs, and the installation of occupancy sensors at its City Hall. Energy audits were performed on the City Hall building and the fire station to further identify opportunities for reducing energy use. The Indian Wells City Hall building received the Environmental Protection Agency's (EPA) prestigious Energy Star award.

Indio:

The City of Indio is serviced by IID and SoCalGas. Through available programs from both IID and SoCal Gas, Indio was able to reduce city-wide energy use by hosting educational events where they gave out free compact fluorescent light bulbs and energy saving kits. The City of Indio was able to replace inefficient interior and exterior lighting throughout many of the city-owned facilities and replace a 10-ton air conditioning unit used to cool the city's council chambers with a high efficiency unit. To help control energy usage at some of the city's facilities, Indio installed an Energy Management System (EMS) which allows room temperatures in multiple buildings to be controlled from a remote location.

La Quinta:

The City of La Quinta is also serviced IID and SoCalGas. Through available programs from both IID and SoCal Gas, the City of La Quinta offers its residents free in-home energy surveys which educate the homeowner on how to save energy and money. Homeowners can also get a free energy saving kit, which contains a compact fluorescent light bulb, faucet aerators, a water efficient showerhead, and educational materials providing numerous tips and tricks on saving energy and money. The City of La Quinta continues to collaborate closely with SoCal Gas using a Portfolio Manager to monitor the progress of energy savings in their benchmarked city-owned facilities.

Palm Desert:

The City of Palm Desert fulfilled requirements to achieve Silver level. Through collaboration with CVAG, a Zero Net Energy (ZNE) guide was developed to assist building officials, developers, and planners achieve the State's ZNE requirements. A tour of the City's completed ZNE low-income project and presentation from the architect of the project allowed DCEP members and other stakeholders the experience of ZNE implementation first-hand.

Palm Springs:

The City of Palm Springs was one of two cities in DCEP that reached the coveted Platinum level by reducing their energy use by more than 29%. Palm Springs has a track record of promoting residential programs, from high efficiency pool pumps to desert landscaping, which has enabled them to achieve such success with DCEP. The City showed continued commitment to preserve environmental benefits to the community by retrofitting HVAC systems, replacing lighting, and installing Energy Management Systems in their city-owned facilities. The City of Palm Springs went one step further by adopting reach codes that were above and beyond the required state reduction goals.

Rancho Mirage:

The City of Rancho Mirage was the second city in DCEP that reached the coveted Platinum level by reducing their energy use by more than 20%. The City of Rancho Mirage contracted with kW Engineering to prepare a Project Feasibility Study for the City Hall, Library, Fire Station 50, and Fire Station 69 located in the City of Rancho Mirage. The focus of this study was to identify potential energy savings projects, specifically targeting the exterior lighting. After an energy audit was performed at these locations, it was determined that the City would benefit from an upgrade to an HVAC system as well as some lighting retrofits.

The City received incentives of over $50,000 and a projected savings of over $27,000 per year. Rancho Mirage reduced their energy usage by 18,000 kWh for these projects. Because of Rancho Mirage's

diligence with energy efficiency improvements, their City Hall building received the Environmental Protection Agency's (EPA) prestigious Energy Star award.

Agua Caliente Band of Cahuilla Indians:

After an energy audit was performed for some of the Tribe-owned facilities, it was determined that the Tribe would benefit from upgraded lighting. Although the Tribe did not receive incentives for the lighting upgrades, it was estimated that they would save over $46,000 per year for the improvements. The Tribe reduced their energy usage by over 30,000 kWh for these projects.

Overall Program Savings

The savings that each SCE-served city achieved during the duration of DCEP is displayed in the table, using 2006 as the baseline year.

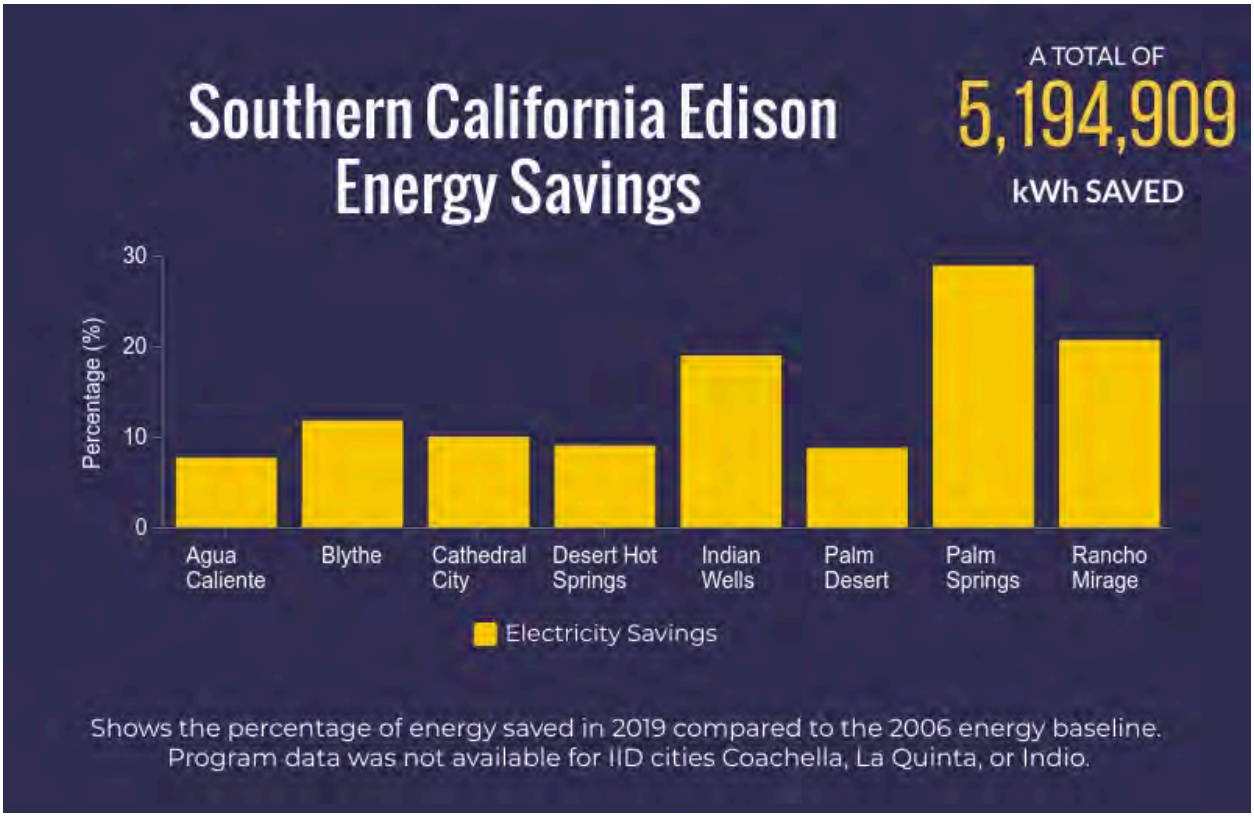

The total kWh saved, 5,194,909, would be equivalent to removing about 800 cars from the road for one year or powering 622 homes for one year.

Through DCEP, CVAG member jurisdictions benefitted from nearly $4 million in grant funds from SCE which supported CVAG's Green for Life program. Through this program, greenhouse gas inventories, climate action and energy action plans, and green building programs were completed for all cities served by SCE.

While comparable data is not available for IID-served cities, it should be noted that IID established its own rebates, incentives and energy savings programs. These included pool pump rebates, HVAC rebates, and free in-home energy audits.

Additional savings were demonstrated for the cities that underwent natural gas projects and earned rebates for those projects. The following table summarizes the savings as reported by SoCalGas.

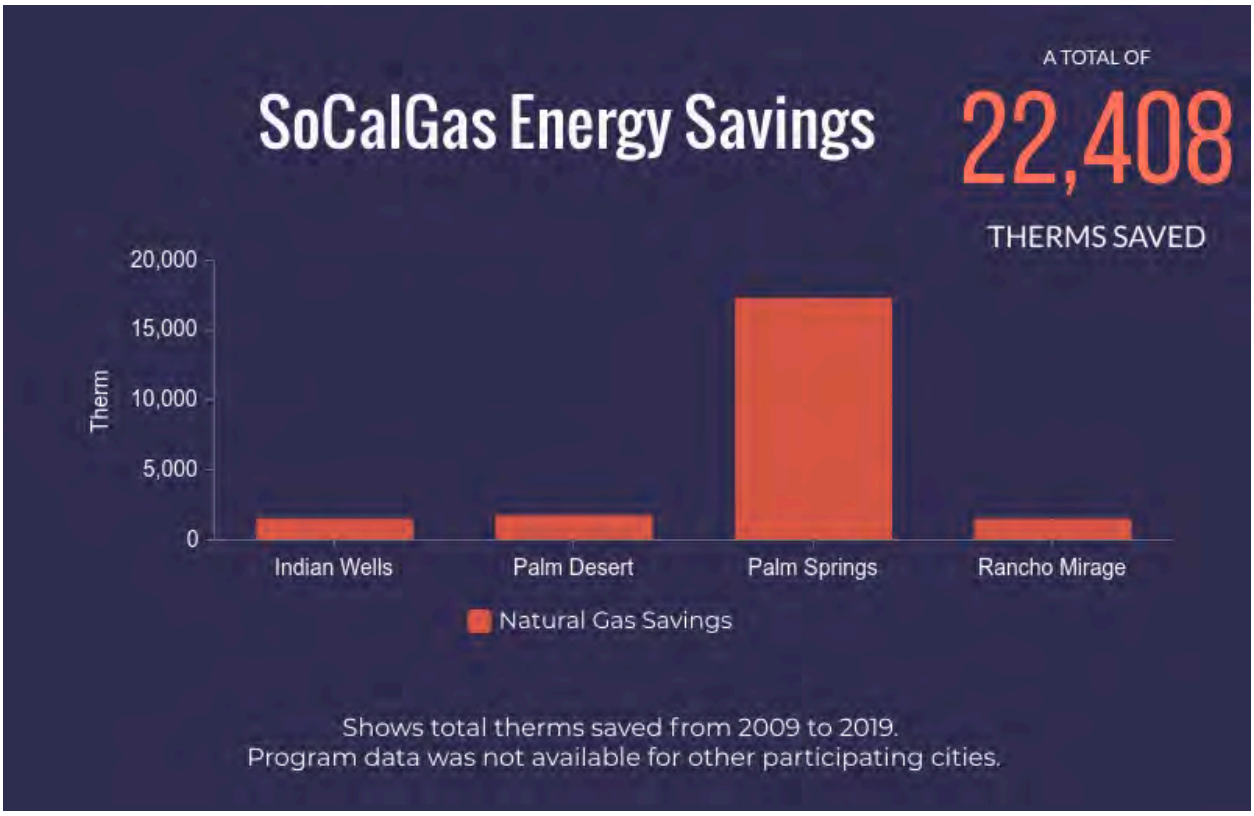

The number of therms saved from this program is equivalent to removing 25 cars from the road for an entire year or preserving 155 acres of U.S. forest for one year.

Energy Leader Partnership
Agua Caliente Band of Cahuilla Indians

Current Energy Leader Level: **Valued**

2006 Baseline Consumption: 23,631,806
2006 - Present Energy Savings: 1,856,414
Participation Savings % 7.86%

Accomplishments to Date Summary

	Value	Silver	Gold	Platinum
Municipal Savings	N/A	Met	Not Met	Not Met
IDSM Criteria	N/A	Not Met	Not Met	Not Met

Details & Next Steps

	Value Level	Silver Level 5%	Gold Level 10%	Platinum Level 20%
Municipal Savings to Reach Level		X 1,181,590	2,363,181	4,726,361
Savings Needed to Attain Level		-	506,767	2,869,947
IDSM Criteria Needed		1	1	2
IDSM Criteria (Must Complete 2 Per Tier Level)		X Complete energy benchmarking Complete GHG Inventory Complete one (1) IDSM Marketing and Outreach Menu Item Distribute IDSM Solutions Brochure to partner employees and enroll one (1) eligibile facility in a Demand Response program and develop an Event Curtailment Plan for participating facility	X Complete Energy Action Plan Establish mechanism for an EE Revolving Fund Complete one (1) IDSM Marketing and Outreach Menu Item Conduct one (1) co-branded IDSM community event and enroll 10% of eligible facilities in a Demand Response program and develop Event Curtailment Plans for participating facilities	Implement Energy Action Plan Establish mechanism for an EE Revolving Fund Complete one (1) IDSM Marketing and Outreach Menu Item Conduct one (1) co-branded IDSM community event and enroll 20% of eligible facilities in a Demand Response program and develop Event Curtailment Plans for participating facilities
Menu Items Completed				

IDSM Marketing & Outreach Menu Options: Bill Insert, Group Presentation, IDSM Workshop, Muni Success Story, Council Presentation, Kiosk / Display / Newsletter, or Website

**** Please review IDSM Marketing & Outreach Menu for detail requirements***

Energy Leader Partnership
City of Blythe

Current Energy Leader Level: **Valued**

2006 Baseline Consumption: 5,622,037
2006 - Present Energy Savings: 672,404
Participation Savings % 11.96%

Accomplishments to Date Summary

	Value	Silver	Gold	Platinum
Municipal Savings	N/A	Met	Met	Not Met
IDSM Criteria	N/A	Not Met	Not Met	Not Met

Details & Next Steps

	Value Level	Silver Level 5%	Gold Level 10%	Platinum Level 20%
Municipal Savings to Reach Level		X 281,102	X 562,204	1,124,407
Savings Needed to Attain Level		-	-	452,003
IDSM Criteria Needed		1	1	2
IDSM Criteria (Must Complete 2 Per Tier Level)		X Complete energy benchmarking Complete GHG Inventory Complete one (1) IDSM Marketing and Outreach Menu Item Distribute IDSM Solutions Brochure to partner employees and enroll one (1) eligibile facility in a Demand Response program and develop an Event Curtailment Plan for participating facility	X Complete Energy Action Plan Establish mechanism for an EE Revolving Fund Complete one (1) IDSM Marketing and Outreach Menu Item Conduct one (1) co-branded IDSM community event and enroll 10% of eligible facilities in a Demand Response program and develop Event Curtailment Plans for participating facilities	Implement Energy Action Plan Establish mechanism for an EE Revolving Fund Complete one (1) IDSM Marketing and Outreach Menu Item Conduct one (1) co-branded IDSM community event and enroll 20% of eligible facilities in a Demand Response program and develop Event Curtailment Plans for participating facilities
Menu Items Completed				

IDSM Marketing & Outreach Menu Options: Bill Insert, Group Presentation, IDSM Workshop, Muni Success Story, Council Presentation, Kiosk / Display / Newsletter, or Website

**** Please review IDSM Marketing & Outreach Menu for detail requirements***

Energy Leader Partnership
City of Cathedral City

Current Energy Leader Level: Gold

2006 Baseline Consumption: 2,622,847
2006 - Present Energy Savings: 266,981
Participation Savings % 10.18%

Accomplishments to Date Summary

	Value	Silver	Gold	Platinum
Municipal Savings	N/A	Met	Met	Not Met
IDSM Criteria	N/A	Met	Met	Met

Details & Next Steps

	Value Level	Silver Level 5%	Gold Level 10%	Platinum Level 20%
Municipal Savings to Reach Level		X 131,142	X 262,285	524,569
Savings Needed to Attain Level		-	-	257,589
IDSM Criteria Needed		0	0	0
IDSM Criteria (Must Complete 2 Per Tier Level)		X Complete energy benchmarking Complete GHG Inventory Complete one (1) IDSM Marketing and Outreach Menu Item X Distribute IDSM Solutions Brochure to partner employees and enroll one (1) eligibile facility in a Demand Response program and develop an Event Curtailment Plan for participating facility	X Complete Energy Action Plan Establish mechanism for an EE Revolving Fund X Complete one (1) IDSM Marketing and Outreach Menu Item Conduct one (1) co-branded IDSM community event and enroll 10% of eligible facilities in a Demand Response program and develop Event Curtailment Plans for participating facilities	Implement Energy Action Plan Establish mechanism for an EE Revolving Fund X Complete one (1) IDSM Marketing and Outreach Menu Item X Conduct one (1) co-branded IDSM community event and enroll 20% of eligible facilities in a Demand Response program and develop Event Curtailment Plans for participating facilities
Menu Items Completed			10-12: Community Savings -5% - 9.99%	Distribute Energy Efficiency - 9/23/13

IDSM Marketing & Outreach Menu Options: Bill Insert, Group Presentation, IDSM Workshop, Muni Success Story, Council Presentation, Kiosk / Display / Newsletter, or Website

**** Please review IDSM Marketing & Outreach Menu for detail requirements***

Energy Leader Partnership
City of Desert Hot Springs

Current Energy Leader Level: **Silver**

2006 Baseline Consumption: 908,996
2006 - Present Energy Savings: 83,510
Participation Savings % 9.19%

Accomplishments to Date Summary

	Value	Silver	Gold	Platinum
Municipal Savings	N/A	Met	Not Met	Not Met
IDSM Criteria	N/A	Met	Not Met	Not Met

Details & Next Steps

	Value Level	Silver Level 5%	Gold Level 10%	Platinum Level 20%
Municipal Savings to Reach Level		X 45,450	90,900	181,799
Savings Needed to Attain Level		-	7,390	98,289
IDSM Criteria Needed		0	1	2
IDSM Criteria (Must Complete 2 Per Tier Level)		X Complete energy benchmarking Complete GHG Inventory X Complete one (1) IDSM Marketing and Outreach Menu Item Distribute IDSM Solutions Brochure to partner employees and enroll one (1) eligibile facility in a Demand Response program and develop an Event Curtailment Plan for participating facility	X Complete Energy Action Plan Establish mechanism for an EE Revolving Fund Complete one (1) IDSM Marketing and Outreach Menu Item Conduct one (1) co-branded IDSM community event and enroll 10% of eligible facilities in a Demand Response program and develop Event Curtailment Plans for participating facilities	Implement Energy Action Plan Establish mechanism for an EE Revolving Fund Complete one (1) IDSM Marketing and Outreach Menu Item Conduct one (1) co-branded IDSM community event and enroll 20% of eligible facilities in a Demand Response program and develop Event Curtailment Plans for participating facilities
Menu Items Completed		Desert Hot Springs 50 Yr Anniversary Celebration - 11/30/2013		

IDSM Marketing & Outreach Menu Options: Bill Insert, Group Presentation, IDSM Workshop, Muni Success Story, Council Presentation, Kiosk / Display / Newsletter, or Website

**** Please review IDSM Marketing & Outreach Menu for detail requirements***

Energy Leader Partnership
City of Indian Wells

Current Energy Leader Level: Gold

2006 Baseline Consumption: 1,284,711
2006 - Present Energy Savings: 245,747
Participation Savings % 19.13%

Accomplishments to Date Summary

	Value	Silver	Gold	Platinum
Municipal Savings	N/A	Met	Met	Not Met
IDSM Criteria	N/A	Met	Met	Not Met

Details & Next Steps

	Value Level	Silver Level 5%	Gold Level 10%	Platinum Level 20%
Municipal Savings to Reach Level		X 64,236	X 128,471	256,942
Savings Needed to Attain Level		-	-	11,195
IDSM Criteria Needed		0	0	1
IDSM Criteria (Must Complete 2 Per Tier Level)		X Complete energy benchmarking Complete GHG Inventory Complete one (1) IDSM Marketing and Outreach Menu Item X Distribute IDSM Solutions Brochure to partner employees and enroll one (1) eligibile facility in a Demand Response program and develop an Event Curtailment Plan for participating facility	X Complete Energy Action Plan Establish mechanism for an EE Revolving Fund X Complete one (1) IDSM Marketing and Outreach Menu Item Conduct one (1) co-branded IDSM community event and enroll 10% of eligible facilities in a Demand Response program and develop Event Curtailment Plans for participating facilities	Implement Energy Action Plan Establish mechanism for an EE Revolving Fund X Complete one (1) IDSM Marketing and Outreach Menu Item Conduct one (1) co-branded IDSM community event and enroll 20% of eligible facilities in a Demand Response program and develop Event Curtailment Plans for participating facilities
Menu Items Completed			10-12: Community Savings -10% - 19.99%	10-12: Community Savings -10% - 19.99%

IDSM Marketing & Outreach Menu Options: Bill Insert, Group Presentation, IDSM Workshop, Muni Success Story, Council Presentation, Kiosk / Display / Newsletter, or Website

**** Please review IDSM Marketing & Outreach Menu for detail requirements***

Energy Leader Partnership
City of Palm Desert

Current Energy Leader Level: **Silver**

2006 Baseline Consumption: 5,782,243
2006 - Present Energy Savings: 516,572
Participation Savings % 8.93%

Accomplishments to Date Summary

	Value	Silver	Gold	Platinum
Municipal Savings	N/A	Met	Not Met	Not Met
IDSM Criteria	N/A	Met	Met	Not Met

Details & Next Steps

	Value Level	Silver Level 5%	Gold Level 10%	Platinum Level 20%
Municipal Savings to Reach Level		X 289,112	578,224	1,156,449
Savings Needed to Attain Level		-	61,653	639,877
IDSM Criteria Needed		0	0	2
IDSM Criteria (Must Complete 2 Per Tier Level)		X Complete energy benchmarking Complete GHG Inventory Complete one (1) IDSM Marketing and Outreach Menu Item X Distribute IDSM Solutions Brochure to partner employees and enroll one (1) eligibile facility in a Demand Response program and develop an Event Curtailment Plan for participating facility	X Complete Energy Action Plan Establish mechanism for an EE Revolving Fund X Complete one (1) IDSM Marketing and Outreach Menu Item Conduct one (1) co-branded IDSM community event and enroll 10% of eligible facilities in a Demand Response program and develop Event Curtailment Plans for participating facilities	Implement Energy Action Plan Establish mechanism for an EE Revolving Fund Complete one (1) IDSM Marketing and Outreach Menu Item Conduct one (1) co-branded IDSM community event and enroll 20% of eligible facilities in a Demand Response program and develop Event Curtailment Plans for participating facilities
Menu Items Completed			10-12: Community Savings -5% - 9.99%	

IDSM Marketing & Outreach Menu Options: Bill Insert, Group Presentation, IDSM Workshop, Muni Success Story, Council Presentation, Kiosk / Display / Newsletter, or Website

**** Please review IDSM Marketing & Outreach Menu for detail requirements***

Energy Leader Partnership
City of Palm Springs

Current Energy Leader Level: **Platinum**

2006 Baseline Consumption: 5,199,540
2006 - Present Energy Savings: 1,511,722
Participation Savings % 29.07%

Accomplishments to Date Summary

	Value	Silver	Gold	Platinum
Municipal Savings	N/A	Met	Met	Met
IDSM Criteria	N/A	Met	Met	Met

Details & Next Steps

	Value Level	Silver Level 5%	Gold Level 10%	Platinum Level 20%
Municipal Savings to Reach Level		X 259,977	X 519,954	X 1,039,908
Savings Needed to Attain Level		-	-	-
IDSM Criteria Needed		0	0	0
IDSM Criteria (Must Complete 2 Per Tier Level)		X Complete energy benchmarking Complete GHG Inventory Complete one (1) IDSM Marketing and Outreach Menu Item X Distribute IDSM Solutions Brochure to partner employees and enroll one (1) eligibile facility in a Demand Response program and develop an Event Curtailment Plan for participating facility	X Complete Energy Action Plan Establish mechanism for an EE Revolving Fund X Complete one (1) IDSM Marketing and Outreach Menu Item Conduct one (1) co-branded IDSM community event and enroll 10% of eligible facilities in a Demand Response program and develop Event Curtailment Plans for participating facilities	Implement Energy Action Plan Establish mechanism for an EE Revolving Fund X Complete one (1) IDSM Marketing and Outreach Menu Item X Conduct one (1) co-branded IDSM community event and enroll 20% of eligible facilities in a Demand Response program and develop Event Curtailment Plans for participating facilities
Menu Items Completed			10-12: Community Savings -5% - 9.99%	Co-Branded Kiosk - 12/22/14

IDSM Marketing & Outreach Menu Options: Bill Insert, Group Presentation, IDSM Workshop, Muni Success Story, Council Presentation, Kiosk / Display / Newsletter, or Website

**** Please review IDSM Marketing & Outreach Menu for detail requirements***

Energy Leader Partnership
City of Rancho Mirage

Current Energy Leader Level: **Platinum**

2006 Baseline Consumption: 2,160,257
2006 - Present Energy Savings: 449,328
Participation Savings % 20.80%

Accomplishments to Date Summary

	Value	Silver	Gold	Platinum
Municipal Savings	N/A	Met	Met	Met
IDSM Criteria	N/A	Met	Met	Met

Details & Next Steps

	Value Level	Silver Level 5%	Gold Level 10%	Platinum Level 20%
Municipal Savings to Reach Level		X 108,013	X 216,026	X 432,051
Savings Needed to Attain Level		-	-	-
IDSM Criteria Needed		0	0	0
IDSM Criteria (Must Complete 2 Per Tier Level)		X Complete energy benchmarking Complete GHG Inventory X Complete one (1) IDSM Marketing and Outreach Menu Item X Distribute IDSM Solutions Brochure to partner employees and enroll one (1) eligibile facility in a Demand Response program and develop an Event Curtailment Plan for participating facility	X Complete Energy Action Plan Establish mechanism for an EE Revolving Fund X Complete one (1) IDSM Marketing and Outreach Menu Item Conduct one (1) co-branded IDSM community event and enroll 10% of eligible facilities in a Demand Response program and develop Event Curtailment Plans for participating facilities	X Implement Energy Action Plan Establish mechanism for an EE Revolving Fund X Complete one (1) IDSM Marketing and Outreach Menu Item Conduct one (1) co-branded IDSM community event and enroll 20% of eligible facilities in a Demand Response program and develop Event Curtailment Plans for participating facilities
Menu Items Completed		10-12: Community Savings -5% - 9.99%	Distribute Energy Efficiency - 3/18/14	Energy Champion/ City Council - 6/4/15

IDSM Marketing & Outreach Menu Options: Bill Insert, Group Presentation, IDSM Workshop, Muni Success Story, Council Presentation, Kiosk / Display / Newsletter, or Website

**** Please review IDSM Marketing & Outreach Menu for detail requirements***

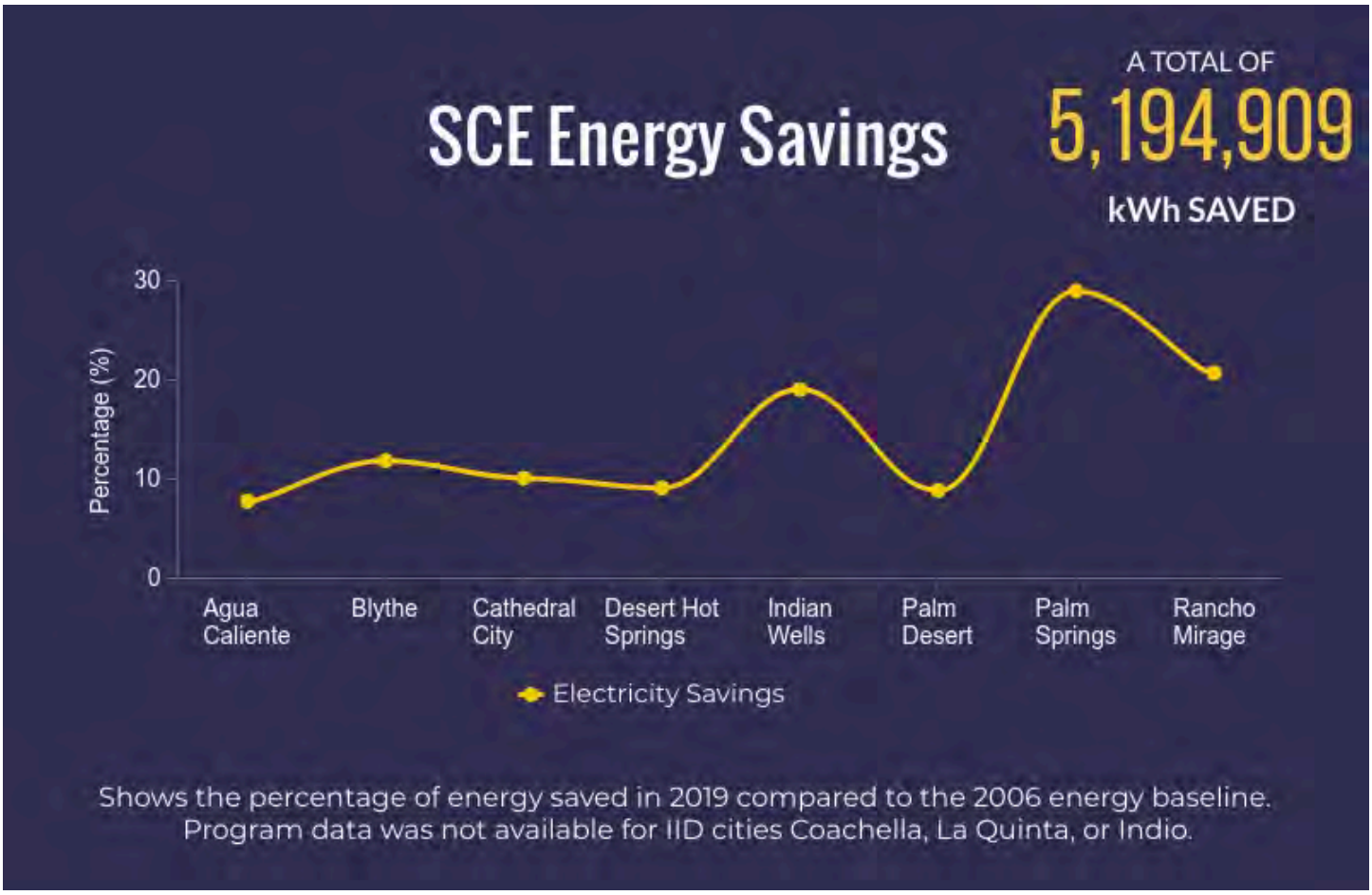
SCE Energy Savings
A TOTAL OF
5,194,909
kWh SAVED
Percentage (%)
30
20
10
0
Agua Caliente
Blythe
Cathedral City
Desert Hot Springs
Indian Wells
Palm Desert
Palm Springs
Rancho Mirage
Electricity Savings
Shows the percentage of energy saved in 2019 compared to the 2006 energy baseline.
Program data was not available for IID cities Coachella, La Quinta, or Indio.

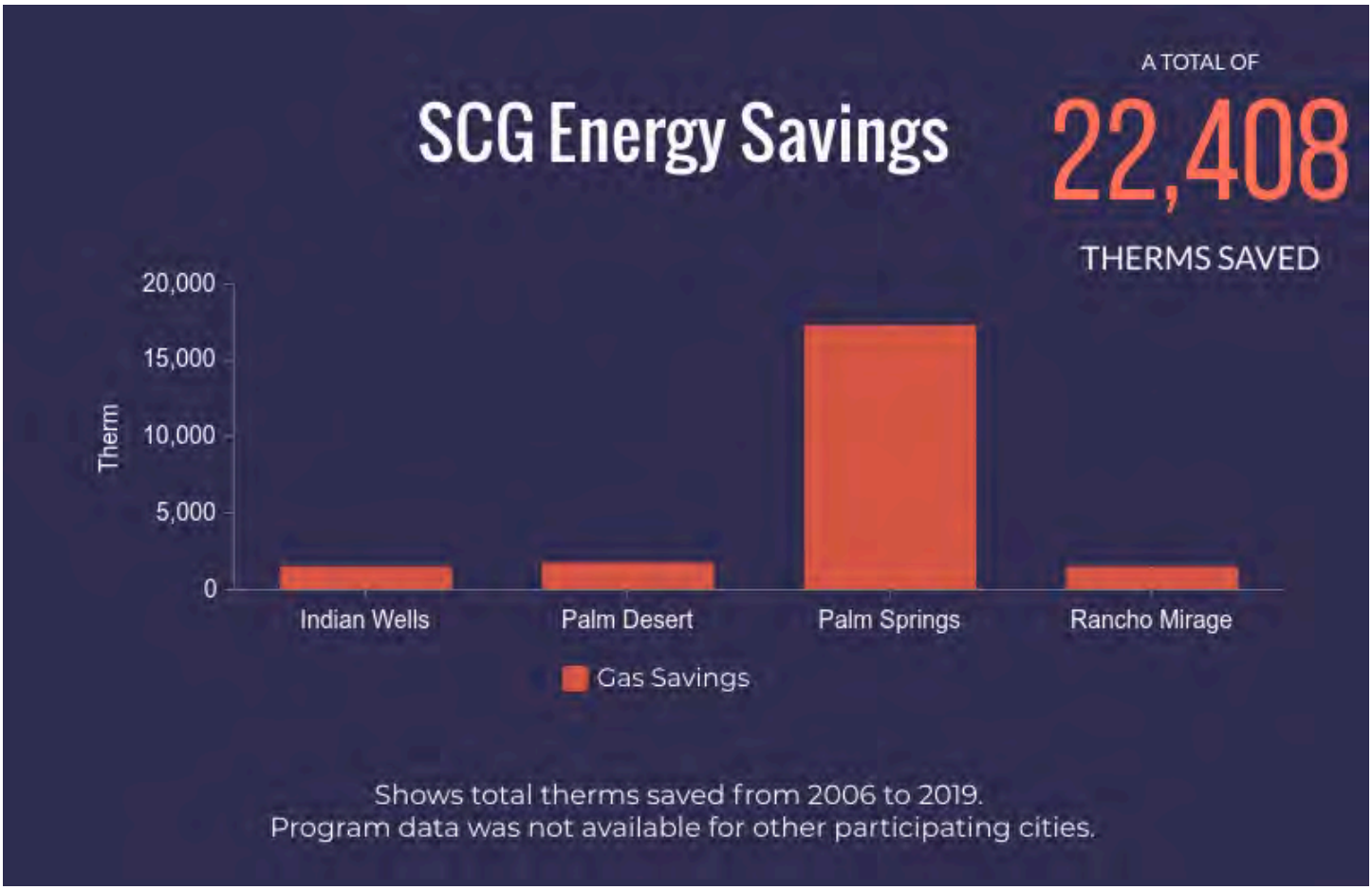
SCG Energy Savings
A TOTAL OF
22,408
THERMS SAVED
Therm
20,000
15,000
10,000
5,000
0
Indian Wells
Palm Desert
Palm Springs
Rancho Mirage
Gas Savings
Shows total therms saved from 2006 to 2019.
Program data was not available for other participating cities.

Summary

In 2007, the California Public Utilities Commission (CPUC) enabled policy framework which supports investments into energy efficiency, and by refocusing ratepayer-funded programs, could achieve long-term energy savings through structural changes in the way Californians use energy. Through a year of close collaboration between the CPUC, the Investor-Owned Utilities (IOUs), and more than 500 individual organizations, a Long-Term Energy Efficiency Strategic Plan (the Plan) was developed and adopted. According to the CPUC, this Plan's framework is composed of the following elements:

- **Clear Policy Direction**. The Plan sets forth a bold policy vision establishing efficiency as the California's first priority energy resource. Specific savings goals, tied to supply procurement, implement that policy.
- **Adequate Financial Incentives and Funding**. The decoupling of sales from revenues for electric and gas utilities, along-side performance-based incentive mechanisms, address a fundamental bias against efficiency investment. Meanwhile, a public goods charge and procurement funding produce substantial funding resources for such investment.
- **Robust Program Administration and Oversight**. In California, efficiency programs are largely administered by utilities utilizing universal contact with homes and businesses throughout the state, while government maintains primary responsibility for program direction and oversight, including program evaluation and the measurement and verification of claimed energy savings.
- **Firm Ratcheting Standards**. The establishment of minimum efficiency standards for buildings and appliances that are updated on a regular basis have driven guaranteed progressive energy savings over the past three decades.

The passage of legislation such as the California Global Warming Solutions Act of 2006 (AB 32) have spurred agencies like the California Air Resources Board (CARB) into taking urgent action to combat the looming threat of the State's increasing Greenhouse Gas (GHG) emissions. Working together, agencies like CARB, regional governments, and local governments, are adopting policies and implementing programs throughout California to improve energy efficiency and our quality of life.

In order to accomplish the aggressive push for energy efficiency and the reduction of the State's GHGs, the Plan also calls for Policy Tools for Market Transformation. The CPUC states:

"The market transformation strategies covered in the Plan are built upon one or more of the following policy tools employed to "push" or "pull" more efficient products or practices to market."

They go on to list these tools:

- **Customer Incentives** including rebates; innovative or discounted financing; and/or non-financial support to consumers are the "carrots" that help pull consumers into choosing the efficient option.

- **Codes and Standards** which mandate minimum efficiency thresholds for buildings, appliances and/or equipment, removing the less efficient choices from the marketplace are the "sticks" that push builders and manufacturers to provide efficient goods and services.
- **Education and Information** through marketing, education and outreach inform market actors about energy efficiency opportunities. These programs often include labeling; benchmarking; internet-based comparisons; professional and trade materials; school curricula; peer-to-peer exchanges; and other resources.
- **Technical Assistance** helps to ensure that knowledge barriers on the part of customers, installers or retailers are not unnecessarily hampering the progress of critical efficiency initiatives.
- **Emerging Technologies** rely on research, development, demonstration and/or deployment to move energy-efficient products and developments from the laboratory into the commercial marketplace.

Market transformation will be key to increase awareness of the California population to meet the goals set forth by the CPUC. The CPUC goals, known as "Big Bold Energy Efficiency Strategies," embrace four specific sectors, listed here:

1. All new residential construction in California will be zero net energy by 2020;
2. All new commercial construction in California will be zero net energy by 2030;
3. Heating, Ventilation and Air Conditioning (HVAC) will be transformed to ensure that its energy performance is optimal for California's climate; and
4. All eligible low-income customers will be given the opportunity to participate in the low-income energy efficiency program by 2020.

One of the ways to support market transformation and to accomplish the goals set forth by the CPUC is to collaborate with local and regional governments as well as Investor-Owned Utilities and public utilities. These collaborations are known as Local Government Partnerships (LGPs). The Desert Cities Energy Partnership was one such LGP.

The Desert Cities Energy Partnership (DCEP) program was implemented in 2009 as a LGP comprised of the Cities of Blythe, Cathedral City, Coachella, Desert Hot Springs, La Quinta, Indian Wells, Indio, Palm Desert, Palm Springs, Rancho Mirage, the Tribe of Agua Caliente Band of Cahuilla Indians, and partnering agencies of Imperial Irrigation District (IID), Southern California Gas Company (SCG) and Southern California Edison (SCE). The program was designed to assist local governments to effectively lead their communities to increase energy efficiency (EE), reduce greenhouse gas emissions, increase renewable energy usage, protect air quality and ensure that their communities are more livable and sustainable, while maintaining focus on the CPUC's goals.

Partnership activities focused on implementing EE measures in municipal facilities specifically. The partnership established energy savings goals through city-identified projects, funded by partnership incentives and technical assistance. The partnership also supported city and community EE efforts through marketing and outreach funds.

A planning team that included staff representatives from CVAG, SoCalGas, SCE, and IID staff members met monthly to coordinate efforts, discuss program goals, milestones, marketing, training, and EE projects. The meeting location rotated among the cities to encourage participation across the Coachella

Valley. The Partnership also held semi-annual working group meetings, attended by each of the city's designated energy champions, where they congregated to discuss their ongoing projects and share best practices.

Through close collaboration and operating in tandem with other programs and grants such as The Green For Life program, the partnership offered numerous educational and outreach opportunities such as:

- Zero Net Energy tours.
- Annual energy and water efficiency summits, each attended by more than 500 participants.
- Water treatment plant tours.
- Energy audits at multiple city-owned facilities.
- Establishment of EE reach codes.
- Establishment of Climate Action Plans and Energy Action Plans.
- Increased public awareness of EE through participation at many city events.
- Presentations at various sustainability events hosted by local colleges.
- Multiple workshops conducted to educate jurisdictions about value of benchmarking, commissioning/retro commissioning, and green building practices.
- A series of energy efficiency, green building, and Energy Code workshops presented at UCR Palm Desert in partnership with the Desert Valleys Builders Association and the Palm Springs Sustainability Commission.
- Multiple training sessions for the Los Angeles County EEMIS Utility Manager computer program used to track municipal energy usage.

Accomplishments of CVAG's Member Jurisdictions

This final report includes charts that track the progress made by jurisdictions that are served by SCE. A summary of accomplishments by jurisdiction, including those served by IID, is outlined below.

Blythe:

Energy audits were performed for some of the City-owned facilities, and it was determined that the City could greatly benefit by changing out two of their existing inefficient water pumps, including one at Blythe's wastewater treatment plant. There was an incentive amount of over $60,000 and a projected savings of over $77,000 per year. Blythe reduced their energy usage by 51,000 kWh for these projects.

Cathedral City:

The City of Cathedral City implemented four projects in 2011, allowing them to reach Gold level: Civic Center HVAC and lighting retrofits, police station upgrades, and computer server virtualization. These projects resulted in 230,383 kWh of annual savings. Other projects to reduce energy consumption included reflective window tinting and workplace occupancy sensors.

Coachella:

The City of Coachella is serviced by IID for its electricity and by SoCal Gas for their natural gas needs, who were both DCEP partners. Through available programs from both IID and SoCal Gas, Coachella offers its residents free in-home energy surveys which educate the homeowner on how to save energy

and money. Homeowners can also get a free energy saving kit, which contains a compact fluorescent light bulb, faucet aerators, a water efficient showerhead, and educational materials providing numerous tips and tricks on saving energy and money.

Desert Hot Springs:

Through partnership collaboration, city-wide electricity use has been cut by 12.4% from the 2004 baseline year. Projects attributing to energy reductions include: the installation of energy efficient air conditioning in 24 City facilities, energy-efficient lighting at the Desert Hot Springs Police Department, and energy-efficient LED traffic and pedestrian signals at 10 intersections.

Indian Wells:

The City of Indian Wells successfully reduced municipal electricity savings by 16.3% from its 2004 baseline. Through the partnership, the City was able to do numerous municipal retrofits including lighting, irrigation pump repairs, and the installation of occupancy sensors at its City Hall. Energy audits were performed on the City Hall building and the fire station to further identify opportunities for reducing energy use. The Indian Wells City Hall building received the Environmental Protection Agency's (EPA) prestigious Energy Star award.

Indio:

The City of Indio is serviced by IID and SoCalGas. Through available programs from both IID and SoCal Gas, Indio was able to reduce city-wide energy use by hosting educational events where they gave out free compact fluorescent light bulbs and energy saving kits. The City of Indio was able to replace inefficient interior and exterior lighting throughout many of the city-owned facilities and replace a 10-ton air conditioning unit used to cool the city's council chambers with a high efficiency unit. To help control energy usage at some of the city's facilities, Indio installed an Energy Management System (EMS) which allows room temperatures in multiple buildings to be controlled from a remote location.

La Quinta:

The City of La Quinta is also serviced IID and SoCalGas. Through available programs from both IID and SoCal Gas, the City of La Quinta offers its residents free in-home energy surveys which educate the homeowner on how to save energy and money. Homeowners can also get a free energy saving kit, which contains a compact fluorescent light bulb, faucet aerators, a water efficient showerhead, and educational materials providing numerous tips and tricks on saving energy and money. The City of La Quinta continues to collaborate closely with SoCal Gas using a Portfolio Manager to monitor the progress of energy savings in their benchmarked city-owned facilities.

Palm Desert:

The City of Palm Desert fulfilled requirements to achieve Silver level. Through collaboration with CVAG, a Zero Net Energy (ZNE) guide was developed to assist building officials, developers, and planners achieve the State's ZNE requirements. A tour of the City's completed ZNE low-income project and presentation from the architect of the project allowed DCEP members and other stakeholders the experience of ZNE implementation first-hand.

Palm Springs:

The City of Palm Springs was one of two cities in DCEP that reached the coveted Platinum level by reducing their energy use by more than 29%. Palm Springs has a track record of promoting residential programs, from high efficiency pool pumps to desert landscaping, which has enabled them to achieve such success with DCEP. The City showed continued commitment to preserve environmental benefits to the community by retrofitting HVAC systems, replacing lighting, and installing Energy Management Systems in their city-owned facilities. The City of Palm Springs went one step further by adopting reach codes that were above and beyond the required state reduction goals.

Rancho Mirage:

The City of Rancho Mirage was the second city in DCEP that reached the coveted Platinum level by reducing their energy use by more than 20%. The City of Rancho Mirage contracted with kW Engineering to prepare a Project Feasibility Study for the City Hall, Library, Fire Station 50, and Fire Station 69 located in the City of Rancho Mirage. The focus of this study was to identify potential energy savings projects, specifically targeting the exterior lighting. After an energy audit was performed at these locations, it was determined that the City would benefit from an upgrade to an HVAC system as well as some lighting retrofits.

The City received incentives of over $50,000 and a projected savings of over $27,000 per year. Rancho Mirage reduced their energy usage by 18,000 kWh for these projects. Because of Rancho Mirage's

diligence with energy efficiency improvements, their City Hall building received the Environmental Protection Agency's (EPA) prestigious Energy Star award.

Agua Caliente Band of Cahuilla Indians:

After an energy audit was performed for some of the Tribe-owned facilities, it was determined that the Tribe would benefit from upgraded lighting. Although the Tribe did not receive incentives for the lighting upgrades, it was estimated that they would save over $46,000 per year for the improvements. The Tribe reduced their energy usage by over 30,000 kWh for these projects.

Overall Program Savings

The savings that each SCE-served city achieved during the duration of DCEP is displayed in the table, using 2006 as the baseline year.

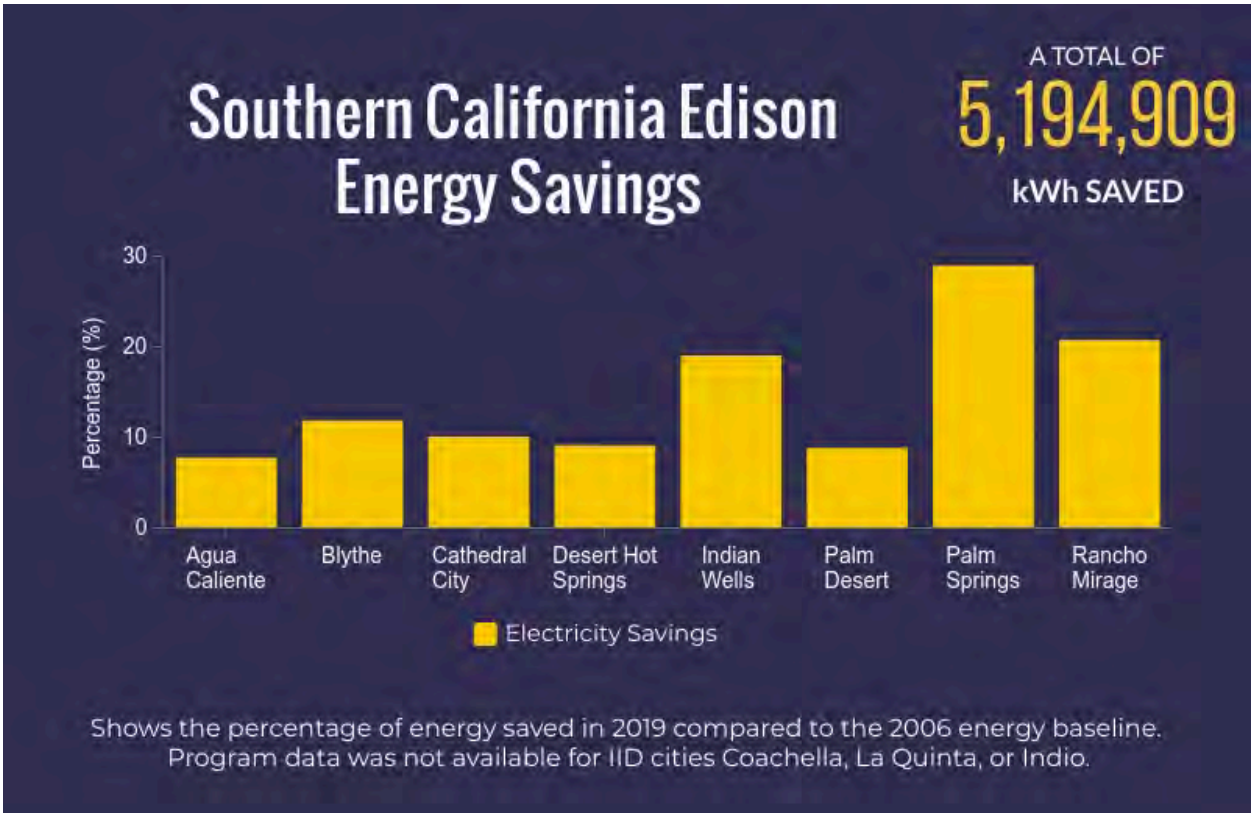

The total kWh saved, 5,194,909, would be equivalent to removing about 800 cars from the road for one year or powering 622 homes for one year.

Through DCEP, CVAG member jurisdictions benefitted from nearly $4 million in grant funds from SCE which supported CVAG's Green for Life program. Through this program, greenhouse gas inventories, climate action and energy action plans, and green building programs were completed for all cities served by SCE.

While comparable data is not available for IID-served cities, it should be noted that IID established its own rebates, incentives and energy savings programs. These included pool pump rebates, HVAC rebates, and free in-home energy audits.

Additional savings were demonstrated for the cities that underwent natural gas projects and earned rebates for those projects. The following table summarizes the savings as reported by SoCalGas.

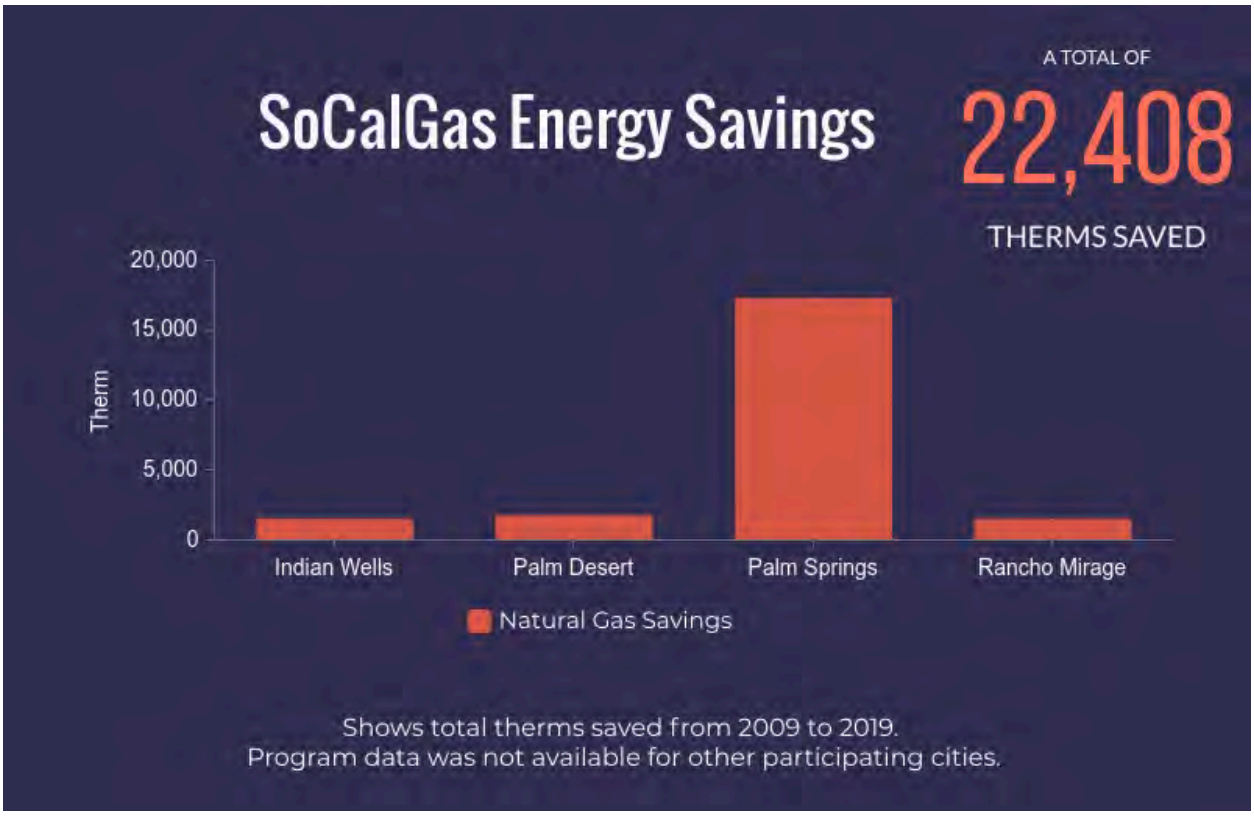

The number of therms saved from this program is equivalent to removing 25 cars from the road for an entire year or preserving 155 acres of U.S. forest for one year.

Energy Leader Partnership
Agua Caliente Band of Cahuilla Indians

Current Energy Leader Level: **Valued**

2006 Baseline Consumption: 23,631,806
2006 - Present Energy Savings: 1,856,414
Participation Savings % 7.86%

Accomplishments to Date Summary

	Value	Silver	Gold	Platinum
Municipal Savings	N/A	Met	Not Met	Not Met
IDSM Criteria	N/A	Not Met	Not Met	Not Met

Details & Next Steps

	Value Level	Silver Level 5%	Gold Level 10%	Platinum Level 20%
Municipal Savings to Reach Level		X 1,181,590	2,363,181	4,726,361
Savings Needed to Attain Level		-	506,767	2,869,947
IDSM Criteria Needed		1	1	2
IDSM Criteria (Must Complete 2 Per Tier Level)		X Complete energy benchmarking Complete GHG Inventory Complete one (1) IDSM Marketing and Outreach Menu Item Distribute IDSM Solutions Brochure to partner employees and enroll one (1) eligibile facility in a Demand Response program and develop an Event Curtailment Plan for participating facility	X Complete Energy Action Plan Establish mechanism for an EE Revolving Fund Complete one (1) IDSM Marketing and Outreach Menu Item Conduct one (1) co-branded IDSM community event and enroll 10% of eligible facilities in a Demand Response program and develop Event Curtailment Plans for participating facilities	Implement Energy Action Plan Establish mechanism for an EE Revolving Fund Complete one (1) IDSM Marketing and Outreach Menu Item Conduct one (1) co-branded IDSM community event and enroll 20% of eligible facilities in a Demand Response program and develop Event Curtailment Plans for participating facilities
Menu Items Completed				

IDSM Marketing & Outreach Menu Options: Bill Insert, Group Presentation, IDSM Workshop, Muni Success Story, Council Presentation, Kiosk / Display / Newsletter, or Website

**** Please review IDSM Marketing & Outreach Menu for detail requirements***

Energy Leader Partnership
City of Blythe

Current Energy Leader Level: **Valued**

2006 Baseline Consumption: 5,622,037
2006 - Present Energy Savings: 672,404
Participation Savings % 11.96%

Accomplishments to Date Summary

	Value	Silver	Gold	Platinum
Municipal Savings	N/A	Met	Met	Not Met
IDSM Criteria	N/A	Not Met	Not Met	Not Met

Details & Next Steps

	Value Level	Silver Level 5%	Gold Level 10%	Platinum Level 20%
Municipal Savings to Reach Level		X 281,102	X 562,204	1,124,407
Savings Needed to Attain Level		-	-	452,003
IDSM Criteria Needed		1	1	2
IDSM Criteria (Must Complete 2 Per Tier Level)		X Complete energy benchmarking Complete GHG Inventory Complete one (1) IDSM Marketing and Outreach Menu Item Distribute IDSM Solutions Brochure to partner employees and enroll one (1) eligibile facility in a Demand Response program and develop an Event Curtailment Plan for participating facility	X Complete Energy Action Plan Establish mechanism for an EE Revolving Fund Complete one (1) IDSM Marketing and Outreach Menu Item Conduct one (1) co-branded IDSM community event and enroll 10% of eligible facilities in a Demand Response program and develop Event Curtailment Plans for participating facilities	Implement Energy Action Plan Establish mechanism for an EE Revolving Fund Complete one (1) IDSM Marketing and Outreach Menu Item Conduct one (1) co-branded IDSM community event and enroll 20% of eligible facilities in a Demand Response program and develop Event Curtailment Plans for participating facilities
Menu Items Completed				

IDSM Marketing & Outreach Menu Options: Bill Insert, Group Presentation, IDSM Workshop, Muni Success Story, Council Presentation, Kiosk / Display / Newsletter, or Website

**** Please review IDSM Marketing & Outreach Menu for detail requirements***

Energy Leader Partnership
City of Cathedral City

Current Energy Leader Level: Gold

2006 Baseline Consumption: 2,622,847
2006 - Present Energy Savings: 266,981
Participation Savings % 10.18%

Accomplishments to Date Summary

	Value	Silver	Gold	Platinum
Municipal Savings	N/A	Met	Met	Not Met
IDSM Criteria	N/A	Met	Met	Met

Details & Next Steps

	Value Level	Silver Level 5%	Gold Level 10%	Platinum Level 20%
Municipal Savings to Reach Level		X 131,142	X 262,285	524,569
Savings Needed to Attain Level		-	-	257,589
IDSM Criteria Needed		0	0	0
IDSM Criteria (Must Complete 2 Per Tier Level)		X Complete energy benchmarking Complete GHG Inventory Complete one (1) IDSM Marketing and Outreach Menu Item X Distribute IDSM Solutions Brochure to partner employees and enroll one (1) eligibile facility in a Demand Response program and develop an Event Curtailment Plan for participating facility	X Complete Energy Action Plan Establish mechanism for an EE Revolving Fund X Complete one (1) IDSM Marketing and Outreach Menu Item Conduct one (1) co-branded IDSM community event and enroll 10% of eligible facilities in a Demand Response program and develop Event Curtailment Plans for participating facilities	Implement Energy Action Plan Establish mechanism for an EE Revolving Fund X Complete one (1) IDSM Marketing and Outreach Menu Item X Conduct one (1) co-branded IDSM community event and enroll 20% of eligible facilities in a Demand Response program and develop Event Curtailment Plans for participating facilities
Menu Items Completed			10-12: Community Savings -5% - 9.99%	Distribute Energy Efficiency - 9/23/13

IDSM Marketing & Outreach Menu Options: Bill Insert, Group Presentation, IDSM Workshop, Muni Success Story, Council Presentation, Kiosk / Display / Newsletter, or Website

**** Please review IDSM Marketing & Outreach Menu for detail requirements***

Energy Leader Partnership
City of Desert Hot Springs

Current Energy Leader Level: **Silver**

2006 Baseline Consumption: 908,996
2006 - Present Energy Savings: 83,510
Participation Savings % 9.19%

Accomplishments to Date Summary

	Value	Silver	Gold	Platinum
Municipal Savings	N/A	Met	Not Met	Not Met
IDSM Criteria	N/A	Met	Not Met	Not Met

Details & Next Steps

	Value Level	Silver Level 5%	Gold Level 10%	Platinum Level 20%
Municipal Savings to Reach Level		X 45,450	90,900	181,799
Savings Needed to Attain Level		-	7,390	98,289
IDSM Criteria Needed		0	1	2
IDSM Criteria (Must Complete 2 Per Tier Level)		X Complete energy benchmarking Complete GHG Inventory X Complete one (1) IDSM Marketing and Outreach Menu Item Distribute IDSM Solutions Brochure to partner employees and enroll one (1) eligibile facility in a Demand Response program and develop an Event Curtailment Plan for participating facility	X Complete Energy Action Plan Establish mechanism for an EE Revolving Fund Complete one (1) IDSM Marketing and Outreach Menu Item Conduct one (1) co-branded IDSM community event and enroll 10% of eligible facilities in a Demand Response program and develop Event Curtailment Plans for participating facilities	Implement Energy Action Plan Establish mechanism for an EE Revolving Fund Complete one (1) IDSM Marketing and Outreach Menu Item Conduct one (1) co-branded IDSM community event and enroll 20% of eligible facilities in a Demand Response program and develop Event Curtailment Plans for participating facilities
Menu Items Completed		Desert Hot Springs 50 Yr Anniversary Celebration - 11/30/2013		

IDSM Marketing & Outreach Menu Options: Bill Insert, Group Presentation, IDSM Workshop, Muni Success Story, Council Presentation, Kiosk / Display / Newsletter, or Website

**** Please review IDSM Marketing & Outreach Menu for detail requirements***

Energy Leader Partnership
City of Indian Wells

Current Energy Leader Level: Gold

2006 Baseline Consumption: 1,284,711
2006 - Present Energy Savings: 245,747
Participation Savings % 19.13%

Accomplishments to Date Summary

	Value	Silver	Gold	Platinum
Municipal Savings	N/A	Met	Met	Not Met
IDSM Criteria	N/A	Met	Met	Not Met

Details & Next Steps

	Value Level	Silver Level 5%	Gold Level 10%	Platinum Level 20%
Municipal Savings to Reach Level		X 64,236	X 128,471	256,942
Savings Needed to Attain Level		-	-	11,195
IDSM Criteria Needed		0	0	1
IDSM Criteria (Must Complete 2 Per Tier Level)		X Complete energy benchmarking Complete GHG Inventory Complete one (1) IDSM Marketing and Outreach Menu Item X Distribute IDSM Solutions Brochure to partner employees and enroll one (1) eligibile facility in a Demand Response program and develop an Event Curtailment Plan for participating facility	X Complete Energy Action Plan Establish mechanism for an EE Revolving Fund X Complete one (1) IDSM Marketing and Outreach Menu Item Conduct one (1) co-branded IDSM community event and enroll 10% of eligible facilities in a Demand Response program and develop Event Curtailment Plans for participating facilities	Implement Energy Action Plan Establish mechanism for an EE Revolving Fund X Complete one (1) IDSM Marketing and Outreach Menu Item Conduct one (1) co-branded IDSM community event and enroll 20% of eligible facilities in a Demand Response program and develop Event Curtailment Plans for participating facilities
Menu Items Completed			10-12: Community Savings -10% - 19.99%	10-12: Community Savings -10% - 19.99%

IDSM Marketing & Outreach Menu Options: Bill Insert, Group Presentation, IDSM Workshop, Muni Success Story, Council Presentation, Kiosk / Display / Newsletter, or Website

**** Please review IDSM Marketing & Outreach Menu for detail requirements***

Energy Leader Partnership
City of Palm Desert

Current Energy Leader Level: **Silver**

2006 Baseline Consumption: 5,782,243
2006 - Present Energy Savings: 516,572
Participation Savings % 8.93%

Accomplishments to Date Summary

	Value	Silver	Gold	Platinum
Municipal Savings	N/A	Met	Not Met	Not Met
IDSM Criteria	N/A	Met	Met	Not Met

Details & Next Steps

	Value Level	Silver Level 5%	Gold Level 10%	Platinum Level 20%
Municipal Savings to Reach Level		X 289,112	578,224	1,156,449
Savings Needed to Attain Level		-	61,653	639,877
IDSM Criteria Needed		0	0	2
IDSM Criteria (Must Complete 2 Per Tier Level)		X Complete energy benchmarking Complete GHG Inventory Complete one (1) IDSM Marketing and Outreach Menu Item X Distribute IDSM Solutions Brochure to partner employees and enroll one (1) eligibile facility in a Demand Response program and develop an Event Curtailment Plan for participating facility	X Complete Energy Action Plan Establish mechanism for an EE Revolving Fund X Complete one (1) IDSM Marketing and Outreach Menu Item Conduct one (1) co-branded IDSM community event and enroll 10% of eligible facilities in a Demand Response program and develop Event Curtailment Plans for participating facilities	Implement Energy Action Plan Establish mechanism for an EE Revolving Fund Complete one (1) IDSM Marketing and Outreach Menu Item Conduct one (1) co-branded IDSM community event and enroll 20% of eligible facilities in a Demand Response program and develop Event Curtailment Plans for participating facilities
Menu Items Completed			10-12: Community Savings -5% - 9.99%	

IDSM Marketing & Outreach Menu Options: Bill Insert, Group Presentation, IDSM Workshop, Muni Success Story, Council Presentation, Kiosk / Display / Newsletter, or Website

**** Please review IDSM Marketing & Outreach Menu for detail requirements***

Energy Leader Partnership
City of Palm Springs

Current Energy Leader Level: **Platinum**

2006 Baseline Consumption: 5,199,540
2006 - Present Energy Savings: 1,511,722
Participation Savings % 29.07%

Accomplishments to Date Summary

	Value	Silver	Gold	Platinum
Municipal Savings	N/A	Met	Met	Met
IDSM Criteria	N/A	Met	Met	Met

Details & Next Steps

	Value Level	Silver Level 5%	Gold Level 10%	Platinum Level 20%
Municipal Savings to Reach Level		X 259,977	X 519,954	X 1,039,908
Savings Needed to Attain Level		-	-	-
IDSM Criteria Needed		0	0	0
IDSM Criteria (Must Complete 2 Per Tier Level)		X Complete energy benchmarking Complete GHG Inventory Complete one (1) IDSM Marketing and Outreach Menu Item X Distribute IDSM Solutions Brochure to partner employees and enroll one (1) eligibile facility in a Demand Response program and develop an Event Curtailment Plan for participating facility	X Complete Energy Action Plan Establish mechanism for an EE Revolving Fund X Complete one (1) IDSM Marketing and Outreach Menu Item Conduct one (1) co-branded IDSM community event and enroll 10% of eligible facilities in a Demand Response program and develop Event Curtailment Plans for participating facilities	Implement Energy Action Plan Establish mechanism for an EE Revolving Fund X Complete one (1) IDSM Marketing and Outreach Menu Item X Conduct one (1) co-branded IDSM community event and enroll 20% of eligible facilities in a Demand Response program and develop Event Curtailment Plans for participating facilities
Menu Items Completed			10-12: Community Savings -5% - 9.99%	Co-Branded Kiosk - 12/22/14

IDSM Marketing & Outreach Menu Options: Bill Insert, Group Presentation, IDSM Workshop, Muni Success Story, Council Presentation, Kiosk / Display / Newsletter, or Website

**** Please review IDSM Marketing & Outreach Menu for detail requirements***

Energy Leader Partnership
City of Rancho Mirage

Current Energy Leader Level: **Platinum**

2006 Baseline Consumption: 2,160,257
2006 - Present Energy Savings: 449,328
Participation Savings % 20.80%

Accomplishments to Date Summary

	Value	Silver	Gold	Platinum
Municipal Savings	N/A	Met	Met	Met
IDSM Criteria	N/A	Met	Met	Met

Details & Next Steps

	Value Level	Silver Level 5%	Gold Level 10%	Platinum Level 20%
Municipal Savings to Reach Level		X 108,013	X 216,026	X 432,051
Savings Needed to Attain Level		-	-	-
IDSM Criteria Needed		0	0	0
IDSM Criteria (Must Complete 2 Per Tier Level)		X Complete energy benchmarking Complete GHG Inventory X Complete one (1) IDSM Marketing and Outreach Menu Item X Distribute IDSM Solutions Brochure to partner employees and enroll one (1) eligibile facility in a Demand Response program and develop an Event Curtailment Plan for participating facility	X Complete Energy Action Plan Establish mechanism for an EE Revolving Fund X Complete one (1) IDSM Marketing and Outreach Menu Item Conduct one (1) co-branded IDSM community event and enroll 10% of eligible facilities in a Demand Response program and develop Event Curtailment Plans for participating facilities	X Implement Energy Action Plan Establish mechanism for an EE Revolving Fund X Complete one (1) IDSM Marketing and Outreach Menu Item Conduct one (1) co-branded IDSM community event and enroll 20% of eligible facilities in a Demand Response program and develop Event Curtailment Plans for participating facilities
Menu Items Completed		10-12: Community Savings -5% - 9.99%	Distribute Energy Efficiency - 3/18/14	Energy Champion/ City Council - 6/4/15

IDSM Marketing & Outreach Menu Options: Bill Insert, Group Presentation, IDSM Workshop, Muni Success Story, Council Presentation, Kiosk / Display / Newsletter, or Website

**** Please review IDSM Marketing & Outreach Menu for detail requirements***

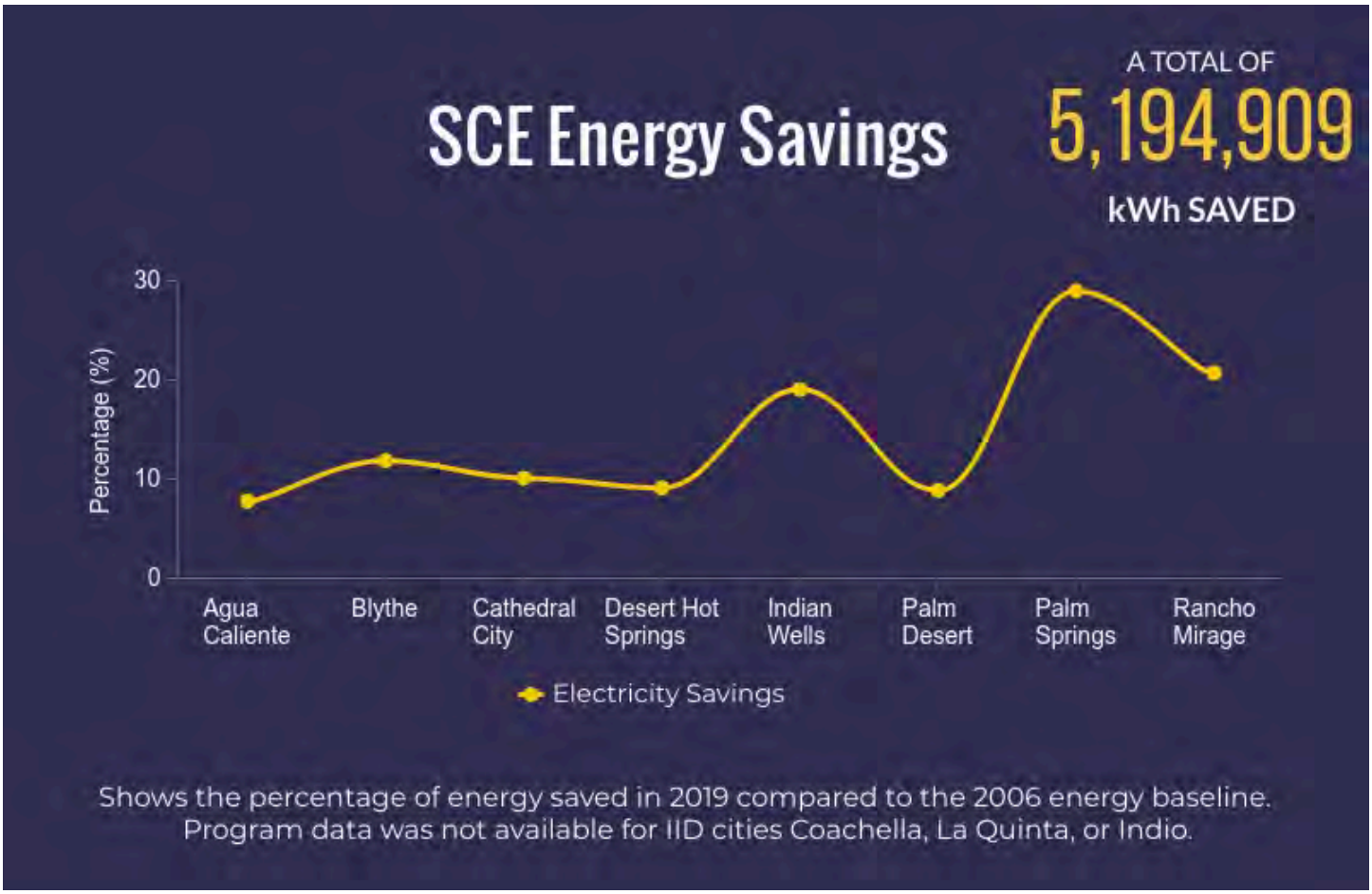
SCE Energy Savings
A TOTAL OF
5,194,909
kWh SAVED
Percentage (%)
30
20
10
0
Agua Caliente
Blythe
Cathedral City
Desert Hot Springs
Indian Wells
Palm Desert
Palm Springs
Rancho Mirage
Electricity Savings
Shows the percentage of energy saved in 2019 compared to the 2006 energy baseline.
Program data was not available for IID cities Coachella, La Quinta, or Indio.

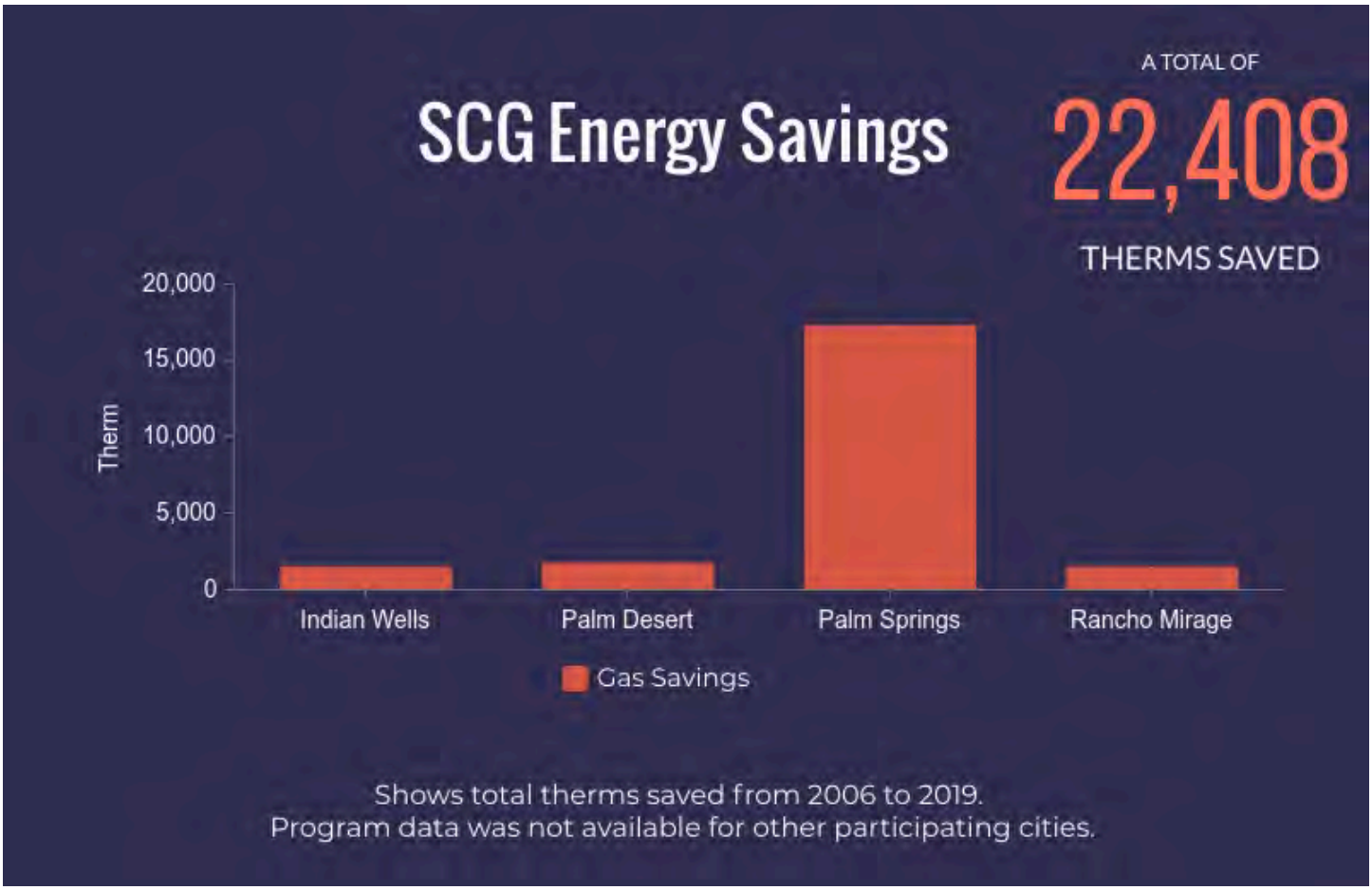
SCG Energy Savings
A TOTAL OF
22,408
THERMS SAVED
Therm
20,000
15,000
10,000
5,000
0
Indian Wells
Palm Desert
Palm Springs
Rancho Mirage
Gas Savings
Shows total therms saved from 2006 to 2019.
Program data was not available for other participating cities.

ITEM 8h

Coachella Valley Association of Governments
Executive Committee
June 7, 2021

Staff Report

Subject: **CVAG's participation in the Institute for Local Government's BOOST Program**

Contact: Erica Felci, Assistant to the Executive Director, (efelci@cvag.org)

Recommendation: Information

Background: In February 2020, the CVAG Executive Committee authorized the Executive Director to enter into a no-cost Memorandum of Understanding with the Institute for Local Government (ILG) for participation in its BOOST program through December 31, 2020.

BOOST was a new pilot program created with funding support from the Strategic Growth Council, that was designed to help build capacity of under-resourced cities and regions in California. The no-cost help provided through this program could include research, identification of eligible funding opportunities, help applying for funding, planning support, and communications.

The Coachella Valley was identified by ILG as one of two regions in the state to participate in the BOOST program for 2020. Specifically, ILG was asked to provide support to address the funding and policy needs to advance regional affordable housing planning and production in the region, including the housing pipeline and action plan led by nonprofit Lift to Rise. ILG also was asked to provide research support to advance regional homelessness collaborative planning and provide specific support for Blythe. CVAG used the partnership to further highlight with the state, specifically the Strategic Growth Council, the barriers that are built into some grant program criteria that make Coachella Valley ineligible to apply for certain types of state funding. CVAG staff held a series of virtual meetings with ILG and Lift to Rise over the year. ILG also worked directly with CVAG's member cities to identify funding opportunities.

A final report on the BOOST program, and how it was implemented across the state, was presented to the Strategic Growth Council at the April 29, 2021 meeting. A copy of the report can be found online at ILG's website.

Fiscal Analysis: There was no cost to CVAG for this report or for participation in the BOOST program.

ITEM 8i

Coachella Valley Association of Governments
Executive Committee
June 7, 2021

Staff Report

Subject: **Member Survey on CVAG Meetings in Post-COVID environment**

Contact: Erica Felci, Assistant to the Executive Director, (efelci@cvag.org)

Recommendation: Information

Background: CVAG's committees have been meeting via video/teleconferencing since March 2020, when Governor Newsom issued an Executive Order to address public meeting procedures during the COVID-19 pandemic. This has proven to be an efficient way to conduct business for CVAG, which covers an expansive geographic area across eastern Riverside County. Committee meetings have been well attended, leading to thoughtful and robust conversations on CVAG's policies, projects and programs. The 2020 General Assembly – which was held via Zoom – had a record-setting attendance among elected officials. The use of both videoconference and telephone access has also fostered public engagement, as people can join the meetings from a convenient location instead of driving to CVAG's Palm Desert conference room.

State officials recently announced that – as of June 15, 2021 – California will officially reopen and will no longer require social distancing. This will be in line with U.S. Centers for Disease Control and Prevention's new mask guidelines, which state it is safe for fully vaccinated people to skip face coverings and social distancing in nearly all situations, except for crowded indoor locations such as airplanes or public transit.

It remains unclear how the state's new guidance will impact the way public meetings are held. There are certainly benefits to meeting in person, particularly the personal connections and discourse that can occur when everyone is sitting around the same table. However, CVAG has 19 member jurisdictions, so it has a much larger committee membership than most agencies. Its meeting room is relatively small, especially when put in comparison to a city council chamber. CVAG's meeting room is also not set up for the hybrid format that some cities have initiated, with Council members meeting in person and general public participating via telecast or videoconference. Continued use of video conferencing also allows CVAG to help reduce vehicle miles traveled to its meetings, a practice that has demonstrated air quality and other environmental impacts in the last year.

CVAG staff anticipates that the June 2021 meetings will continue to be held virtually, which are the last meetings held before the standing committees go dark for the summer. CVAG staff will, in coming weeks, be seeking feedback from members on meeting formats that could be implemented this fall. CVAG staff will be circulating a survey to gather this input, including exploring the options of continuing with at least some form of videoconferencing, and plans to provide a summary report in September 2021.

Fiscal Analysis: CVAG does not anticipate any costs for the survey.

ITEM 8j

Coachella Valley Association of Governments
Executive Committee
June 7, 2021

Staff Report

Subject: **Update on Congressional Earmarks**

Contact: Erica Felci, Assistant to the Executive Director (efelci@cvag.org)

Recommendation: Information

Background: As was reported to the Executive Committee in April 2021, Congress this year is allowing members of Congress to secure funding for specific projects in their respective districts as part of the increased emphasis on infrastructure investments. This process of member-designated funding requests is commonly called earmarks.

In mid-March 2021, CVAG staff was contacted by Rep. Raul Ruiz, whose 36th Congressional District spans CVAG's jurisdiction, and provided details about the process. There was an extremely tight deadline to submit both types of these requests, and Rep. Ruiz initially indicated project submissions would be needed within a couple weeks. Once the CVAG Executive Director was contacted about this potential funding source, staff immediately began reaching out to staff and elected officials at CVAG's member jurisdictions to distribute details. CVAG staff fielded several phone calls to address questions about the process, and CVAG provided letters to support member jurisdictions' project submissions. CVAG staff also provided a verbal update during the April 5 meeting of the Transportation Committee.

Requests to Rep. Ruiz needed to be submitted by April 14, 2021 for both the Community Projects, which cover everything from transportation to housing and land acquisition, and the Member Designated Projects, which are big-dollar requests for larger transportation projects, such as interchanges, bridges or regionally significant investments. In addition to supporting requests from individual jurisdictions, CVAG submitted requests related to CV Link and CV Sync.

When the Executive Committee met in April, Rep. Ruiz had yet to finalize his list of projects CVAG has since learned that in his list of Member Designated Projects, Rep. Ruiz included CVAG's request for $1.7million to construct a Regional Traffic Management Center as part of the CV Sync project. The following Coachella Valley projects also made Rep. Ruiz's list of Member Designated Projects:

- In the City of Cathedral City, $18.7 million for the widening of Varner Road between Palm Drive and Date Palm Drive
- In the City of Coachella, $14.8 million for construction of a new interchange at State Route 86 and Avenue 50.

- In the City of Desert Hot Springs, $8.5 million to construct four bridges over low water crossings to prevent flooding, as identified in CVAG's flooding and blowsand study.
- In the City of Indio, $20 million to widen the overpass and on/off ramps to Interstate 10 at the Monroe Street exit.
- For SunLine Transit Agency, $2.125 million to upgrade hydrogen fueling stations for busses and light and heavy-duty vehicles.

Fiscal Analysis: Funding for both the community projects and the member designated projects will have timing constraints. Should CVAG or member jurisdictions receive additional federal funding for a regional transportation project, it would be factored into the ongoing cash flow analysis and could potentially provide some relief on local and regional resources.

ITEM 8k

Coachella Valley Association of Governments
Executive Committee
June 7, 2021

Staff Report

Subject: **CV Link Endowment for Management of Mitigation Sites for Casey's June Beetle**

Contact: Katie Barrows, Director of Environmental Resources (kbarrows@cvag.org)

Recommendation: Information

Background: At its September 24, 2018 meeting, the CVAG Executive Committee delegated the Executive Director to "take any and all actions required, pursuant to federal and state law, to complete the right-of-Way acquisition process and license agreement process for construction for CV Link." Part of the right-of-way process involves addressing the habitat mitigation that is required under the various state and federal environmental permits for CV Link. There are several ways to mitigate these acres, including paying for a restoration project that equates to the same number of acres. Because of the prior authorization to take steps such as paying for mitigation, CVAG staff is providing this staff report as an informational update to the CV Link environmental permitting process.

In 2018, CVAG prepared a Low-effect Habitat Conservation Plan (HCP) for impacts to Casey's June beetle habitat along portions of part of the CV Link route in the City of Palm Springs. Casey's June beetle (*Dinacoma caseyi*) which was listed is a federally endangered species in September 2011. The known distribution of this species is confined to any area of less than 800 acres in southern Palm Springs. Casey's June beetle is not a covered species under the Coachella Valley Multiple Species Habitat Conservation Plan (CVMSHCP). The low-effect HCP describes actions to avoid, minimize, and mitigate impacts to the species resulting from construction, maintenance, and use of a portion of CV Link in Palm Springs.

Under the terms of the low-effect HCP, CVAG is to acquire, conserve, and complete habitat restoration to create Casey's June beetle habitat on approximately 10.38 acres in or adjacent to Tahquitz Creek and Palm Canyon Wash. The habitat restoration project includes conversion of golf course landscaping at Tahquitz Creek Golf Course to natural wash habitat suitable for Casey's June beetle. CVAG must also assure the conservation in perpetuity of the restored habitat for Casey's June beetle by recording a conservation easement over the mitigation lands. As part of this effort, CVAG will provide funding to the Coachella Valley Conservation Commission (CVCC) to create an endowment for monitoring and management of mitigation lands as required under the low-effect HCP. The CVCC will hold the conservation easement and serve as the land manager. CVCC staff are working with the U.S. Fish and Wildlife Service (USFWS), Tahquitz Creek Golf Course on development of a Habitat Restoration Plan for this project.

Fiscal Analysis: The amount of the endowment was determined by an analysis completed by CVCC staff. The deposit of $160,075 is calculated to grow to provide the necessary funds for ongoing management and monitoring of the restored habitat lands.