



TRANSPORTATION COMMITTEE MEETING AGENDA

**MONDAY, APRIL 3, 2023
10:00 a.m.**

**CVAG Conference Room
73-710 Fred Waring Drive, Suite 119
Palm Desert, CA 92260**

**Members of the Committee and the public may attend and participate by
video at the following remote location:**

**Blythe City Hall
235 N Broadway, Room A
Blythe, CA 92225
760-922-6161**

Public comment is encouraged to be emailed to the Transportation Committee prior to the meeting at cvag@cvag.org by 5:00 p.m. on the day prior to the committee meeting. Comments intended to be read aloud should be no more than 300 characters.

**THIS MEETING IS HANDICAPPED ACCESSIBLE.
ACTION MAY RESULT ON ANY ITEMS ON THIS AGENDA.**

UNLESS OTHERWISE STATED, ALL ACTION ITEMS WILL BE PRESENTED TO THE EXECUTIVE COMMITTEE FOR FINAL APPROVAL.

1. **CALL TO ORDER** – Chair Steven Hernandez, Mayor, City of Coachella

2. **ROLL CALL**

A. **Member Roster**

P4

3. **PUBLIC COMMENTS ON AGENDA ITEMS**

This is the time and place for members of the public to address the Transportation Committee on agenda items. At the discretion of the Chair, comments may be taken at the time items are presented. Please limit comments to three (3) minutes.

4. **CHAIR / EXECUTIVE DIRECTOR ANNOUNCEMENTS**

5. **CONSENT CALENDAR**

A. **Approve the February 6, 2023 Transportation Committee Meeting Minutes**

P5

B. **Adopt a 7.4-percent increase in Transportation Uniform Mitigation Fee (TUMF) rates to take effect January 1, 2024, and update the TUMF Handbook to reflect the revised fee upon its effective date**

P9

6. **DISCUSSION / ACTION**

A. **Presentation on SB 821 Call for Projects** – Edward Emery, Riverside County Transportation Commission Senior Management Analyst

P13

Recommendation: Information

B. **Expansion of Commuter & Motorist Assistance Program to the Coachella Valley** – Brian Cunanan, Riverside County Transportation Commission Program Manager

P14

Recommendation: Information

C. **Appointment of Regional Representative to SCAG Policy Committee** – Peter Satin

P17

Recommendation: Discuss and nominate a CVAG representative to the Southern California Association of Governments' Transportation Committee

D. **Local Agency Technical Assistance Grant for Broadband Master Plan** – Emmanuel Martinez

P18

Recommendation: Authorize the Executive Director to take the necessary actions to accept \$978,460 to conduct a Coachella Valley Broadband Strategic Plan, including executing the

necessary grant agreement with the California Public Utilities Commission's Local Agency Technical Assistance grant program

E. Improvements on Avenue 50 as part of CV Sync- Phase II – Eric Cowle **P20**

Recommendation: Authorize the Executive Director to

1. Execute a contract adjustment with Crosstown Electrical & Data, Inc., for a not-to-exceed amount \$5,630,464.50 to authorize construction of Bid Alternate A3 – Avenue 50 for Phase II of CV Sync, and authorize the Executive Director and/or Legal Counsel to make clarifying changes to the contract before execution; and
2. Work with the Riverside County Transportation Commission to allocate Congestion Management and Air Quality (CMAQ) funds to Bid Alternative A3 of Phase II of CV Sync

7. INFORMATION

- a) Status of I-10 Interchange Projects **P23**
- b) CVAG Regional Arterial Program – Project Status Report **P24**
- c) Bicycle/Pedestrian Safety Program – Project Status Report **P25**
- d) Transportation Committee Attendance Roster **P26**

8. PUBLIC COMMENTS ON NON-AGENDA ITEMS

This is the time and place for members of the public to address the Transportation Committee on items of general interest within the purview of this committee. Please limit comments to two (2) minutes.

9. ANNOUNCEMENTS

The next meeting of the **Transportation Committee** will be held on Monday, May 1, 2023, at 10:00 a.m. at the CVAG conference room, 73-710 Fred Waring Drive, Suite 119, Palm Desert, 92260.

The next meeting of the **Executive Committee** will be held on Monday, April 24, 2023, at 4:30 p.m. at the CVAG conference room, 73-710 Fred Waring Drive, Suite 119, Palm Desert, 92260.

10. ADJOURNMENT

**TRANSPORTATION COMMITTEE
ROSTER**



Transportation Committee Members	
Agua Caliente Band of Cahuilla Indians	Jessica Norte Tribal Councilmember
City of Blythe	Joseph DeConinck Mayor
City of Cathedral City	Raymond Gregory Councilmember
City of Coachella	Steven Hernandez, Chair Mayor
City of Desert Hot Springs	Scott Matas Mayor
City of Indian Wells	Dana Reed, Vice Chair Councilmember
City of Indio	Elaine Holmes Councilmember
City of La Quinta	Kathleen Fitzpatrick Councilmember
City of Palm Desert	Jan Harnik Councilmember
City of Palm Springs	Lisa Middleton Councilmember
City of Rancho Mirage	Steve Downs Mayor Pro Tem
County of Riverside	V. Manuel Perez Supervisor
	Mark Lancaster Director of Transportation
Torres Martinez Desert Cahuilla Indians	Thomas Tortez Tribal Chair

ITEM 5A

**TRANSPORTATION COMMITTEE
MINUTES OF MEETING
FEBRUARY 6, 2023**



The audio file for this committee meeting can be found at <http://www.cvag.org/audio.htm>

1. CALL TO ORDER

The Transportation Committee meeting was called to order by Chair Steven Hernandez, City of Coachella, on Monday, February 6, 2023 at 10 a.m. via Zoom videoconference, which was pursuant to Assembly Bill 361 and the findings made by CVAG.

2. ROLL CALL

A roll call was taken, and it was determined that a quorum was present.

MEMBERS/ALTERNATES PRESENT

Vice Mayor Joseph DeConinck
Councilmember Raymond Gregory
Mayor Steven Hernandez, Chair
Mayor Scott Matas
Councilmember Dana Reed, Vice Chair
Councilmember Elaine Holmes
Councilmember Kathleen Fitzpatrick
Councilmember Jan Harnik
Mayor Grace Garner
Mayor Pro Tem Steve Downs
Supervisor V. Manuel Perez

AGENCY

City of Blythe
City of Cathedral City
City of Coachella
City of Desert Hot Springs
City of Indian Wells
City of Indio
City of La Quinta
City of Palm Desert
City of Palm Springs (*arrived at Item 6A*)
City of Rancho Mirage
County of Riverside

MEMBERS/EX OFFICIOS NOT PRESENT

Councilmember Jessica Norte
Tribal Chair Thomas Tortez
Lauren Skiver (Ex Officio member)

AGENCY

Agua Caliente Band of Cahuilla Indians
Torres Martinez Desert Cahuilla Indians
SunLine Transit Agency

3. PUBLIC COMMENTS ON AGENDA ITEMS

None.

4. CHAIR/ EXECUTIVE DIRECTOR ANNOUNCEMENTS

Chair Hernandez acknowledged the new Committee members and welcomed Mayor Pro Tem Steve Downs and Councilmember Kathleen Fitzpatrick. Chair Hernandez also provided an update from the Riverside County Transportation Commission's workshop last week, where members discussed the transportation relief plan and strategies on how to fund it.

Executive Director Tom Kirk noted that 2023 is the start of CVAG's 50th anniversary year. Mr. Kirk also highlighted Agenda Item 7e and provided an update on broadband

coordination with the CV Sync project.

5. **CONSENT CALENDAR**

IT WAS MOVED BY COUNCILMEMBER REED AND SECONDED BY COUNCILMEMBER GREGORY:

A. **Approve the November 7, 2022 Transportation Committee Meeting Minutes**

THE MOTION FOR CARRIED WITH 10 AYES AND 3 MEMBERS ABSENT.

COUNCILMEMBER NORTE	ABSENT
VICE MAYOR DECONINCK	AYE
COUNCILMEMBER GREGORY	AYE
MAYOR HERNANDEZ	AYE
MAYOR MATAS	AYE
COUNCILMEMBER REED	AYE
COUNCILMEMBER HOLMES	AYE
COUNCILMEMBER FITZPATRICK	AYE
COUNCILMEMBER HARNIK	AYE
MAYOR GARNER	ABSENT
MAYOR PRO TEM DOWNS	AYE
SUPERVISOR PEREZ	AYE
TRIBAL CHAIR TORTEZ	ABSENT

6. **DISCUSSION / ACTION**

A. **Update on California Association of Councils of Governments – Councilmember Jan Harnik**

Councilmember Harnik, who is CVAG’s representative at the California Association of Councils of Governments (CALCOG), provided an update on legislative priorities and the regional conference being held in March.

No action was taken as this was an informational item.

B. **CV Sync Construction and First Uses of the Traffic Management Centers – Eric Cowle**

Transportation Engineer Eric Cowle presented the staff report and an update on CV Sync construction. Member discussion ensued with members highlighting the opportunities for improved traffic flow at future events.

No action was taken as this was an informational item.

C. **Amendment to Advantec’s CV Sync – Phase II Contract to Provide for Construction Support Services – Eric Cowle**

IT WAS MOVED BY COUNCILMEMBER REED AND SECONDED BY COUNCILMEMBER FITZPATRICK TO AUTHORIZE THE EXECUTIVE DIRECTOR TO EXECUTE AMENDMENT NO. 4 WITH ADVANTEC CONSULTING ENGINEERS, INC. FOR AN AMOUNT NOT-TO-EXCEED \$1,000,000 FOR CONSTRUCTION SUPPORT SERVICES FOR THE CV SYNC PHASE II PROJECT AND EXTENDING THE CONTRACT END DATE TO MARCH 31, 2025

THE MOTION FOR CARRIED WITH 11 AYES AND 2 MEMBERS ABSENT.

COUNCILMEMBER NORTE	ABSENT
VICE MAYOR DECONINCK	AYE
COUNCILMEMBER GREGORY	AYE
MAYOR HERNANDEZ	AYE
MAYOR MATAS	AYE
COUNCILMEMBER REED	AYE
COUNCILMEMBER HOLMES	AYE
COUNCILMEMBER FITZPATRICK	AYE
COUNCILMEMBER HARNIK	AYE
MAYOR GARNER	AYE
MAYOR PRO TEM DOWNS	AYE
SUPERVISOR PEREZ	AYE
TRIBAL CHAIR TORTEZ	ABSENT

D. Update on Regional Efforts to Secure State and Federal Funding – Emmanuel Martinez

Senior Programs Manager Emmanuel Martinez provided the staff report. Brief member discussion ensued.

No action was taken as this was an informational item.

7. INFORMATION

- a) Status of I-10 Interchange Projects
- b) CVAG Regional Arterial Program – Project Status Report
- c) Bicycle/Pedestrian Safety Program – Project Status Report
- d) Transportation Committee Attendance Roster
- e) Update on State’s Middle Mile Broadband Efforts in the Coachella Valley
- f) REAP 2.0 County Transportation Commission Partnership Program Funding Opportunities

These items were placed in the agenda for member information.

8. PUBLIC COMMENTS ON NON-AGENDA ITEMS

None.

9. ANNOUNCEMENTS

The next meeting of the **Transportation Committee** will be held on Monday, April 3, 2023, at 10:00 a.m. with additional meeting logistics to be announced.

The next meeting of the **Executive Committee** will be held on Monday, February 27, 2023, at 4:30 p.m. via Zoom webinar.

Based on an inquiry about the looming expiration of the Governor’s emergency order, staff provided background on Legal Counsel’s input on AB 361 and the use of virtual meetings.

10. **ADJOURNMENT**

There being no further business, Chair Hernandez adjourned the meeting at 10:45 a.m.

Respectfully submitted,

Erica Felci
Assistant Executive Director

ITEM 5B

**Coachella Valley Association of Governments
Transportation Committee
April 3, 2023**



STAFF REPORT

Subject: TUMF Inflation Adjustment for Calendar Year 2024

Contact: Peter Satin, Conservation Program Manager (psatin@cvag.org)

Recommendation: Adopt a 7.4-percent increase in Transportation Uniform Mitigation Fee (TUMF) rates to take effect January 1, 2024, and update the TUMF Handbook to reflect the revised fee upon its effective date

Background: The Transportation Uniform Mitigation Fee (TUMF) was established in 1989 as a one-time impact fee charged on all new development occurring within the CVAG region. Monies collected through the TUMF program are applied to transportation-related capital facilities and infrastructure required to serve new growth within the Coachella Valley and are intended to compliment revenue generated through Riverside County's Measure A sales tax. To date, TUMF has provided less than the intended share of match toward Measure A funding.

The current TUMF rates were adopted in 2018 upon the completion of a revised Nexus Study, Transportation Project Prioritization Study, Regional Arterial Cost Estimate, and Active Transportation Plan. Prior to their adoption, the fee had remained unchanged at \$192/trip for over a decade. The 2018 Nexus Study originally proposed a revised fee of \$751/trip; however, this fee was reduced to the current \$245/trip after re-evaluating which regional transportation projects would likely be built in the near-term. This rate equates to \$2,313 for a single-family dwelling, as compared to the \$10,104 currently charged by Western Riverside Council of Governments for similar development.

The 2018 TUMF Handbook allows for the consideration of an annual inflation adjustment:

The inflation factor shall be the same one utilized by the Coachella Valley Local Development Mitigation Fee, based on the Riverside-San Bernardino-Ontario Consumer Price Index (CPI). Such CPI will be reviewed annually by the Executive Committee which will determine whether or not to apply the inflation factor.

The Local Development Mitigation Fee (LDMF) inflation factor is calculated on the CPI for All Urban Consumers (CPI-U), All items, as the over-the-year percent change, measured as of December in the calendar year which ends in the previous fiscal year. The Riverside-San Bernardino-Ontario CPI is measured every other month, and does not include data for the month of December. To approximate a data point for an unrecorded month, the Bureau of Labor Statistics (BLS) recommends taking the square root of the product of the indexes for the preceding and subsequent months, in this case November and January. This approximated December data point can then be used to calculate the over-the-year percent change.

Applying regular increases due to inflation is a preferred approach to infrequent increases to catch up over time. An inflation factor of 8.2-percent was applied across each of CVAG's TUMF

categories by the Executive Committee at its April 2022 meeting. In accordance with California’s Mitigation Fee Act, and to allow member jurisdictions time to update their local TUMF ordinances as needed, implementation of the inflation factor did not go into effect until January 1, 2023.

The CPI-U, All items, for the Riverside-San Bernardino-Ontario metropolitan area rose by 7.41-percent in 2021, largely due to steep increases in the cost of household fuels and utilities. BLS notes that some entities choose to calculate “core” inflation on the CPI-U, less food and energy (which includes motor fuel), as these items tend to be more volatile in their pricing. Removing these volatile items from the regional CPI results in an inflation factor of 6.35-percent. Some state infrastructure agencies such as Caltrans measure inflation via the Construction Cost Index (CCI), which is based on the Building Cost Index for Los Angeles and San Francisco provided by Engineering News-Record. Over the course of 2022, the CCI increased by 9-percent, higher than either of the CPI-U adjustments.

Construction costs on recent TUMF-supported projects have increased by 27-percent in some cases, outpacing the inflation indicated even by the higher CCI. Furthermore, motor fuel constitutes a significant cost component of these projects, and removing that factor from the inflation adjustment – as would be the case in utilizing the CPI-U, less food and energy – would fail to capture the true costs of any infrastructure buildout. In consideration of the above, and consistent with the inflation adjustment method prescribed by the TUMF Handbook, CVAG staff recommends applying the CPI-U, All Items inflation factor of 7.41-percent to the current fee assessments, as described in the below table.

<i>TUMF Category</i>	<i>Current Rate</i>	<i>Proposed Rate</i>	<i>Difference</i>
<u><i>Residential (per dwelling unit)</i></u>			
<i>Single family detached</i>	\$2,550	\$2,740	\$190
<i>Multi-family attached</i>	\$1,470	\$1,580	\$110
<i>Nursing/congregate care</i>	\$545	\$585	\$40
<i>Transit oriented single family</i>	\$2,170	\$2,330	\$160
<i>Transit oriented multi-family</i>	\$1,250	\$1,345	\$95
<u><i>Non-Residential (per 1,000 sq. ft)</i></u>			
<i>Retail</i>	\$6,640	\$7,130	\$490
<i>Office</i>	\$2,640	\$2,835	\$195
<i>Industrial</i>	\$1,340	\$1,440	\$100
<i>Fuel - gas (per dispensing unit)</i>	\$9,515	\$10,220	\$705
<i>Fuel - electric (per dispensing unit)</i>	\$100	\$105	\$5
<i>Hotel (per room)</i>	\$3,880	\$4,165	\$285
<i>Golf course (per acre)</i>	\$1,015	\$1,090	\$75

The revised rates would be implemented January 1, 2024 so that member jurisdictions will have sufficient time to amend local ordinances. The rates listed in the TUMF Handbook will also be updated at that time to reflect the adjustment.

This information was provided to the Desert Valleys Builders Association (DVBA) for comment on March 13, 2023. They have submitted a response letter, included below, requesting CVAG committees consider using the CPI-U, All items less food and energy, which does not factor in the more volatile price fluctuations for those sectors. CVAG staff continue to recommend the use

of the broader CPI-U, All items, as both a more comprehensive measure of the current US economy and to remain in coordination with the LDMF.

Fiscal Analysis: Based on TUMF revenues generated in fiscal year 2021-2022, adjusting current TUMF rates based on the CPI-U, All items inflation rate of 7.41-percent would result in additional revenue of \$885,712.

Revising the TUMF Handbook will have no fiscal impact.

Attachments: DVBA Comment Letter dated March 15, 2023



2023 BOARD OF DIRECTORS

PRESIDENT

Todd Hooks

Agua Caliente Band of
Cahuilla Indians

Immediate Past President

Deborah McGarrey

Southern California Gas Company

1st VICE PRESIDENT

Tom Dubose

Dubose Design Group, Inc.

SECRETARY/TREASURER

Pedro Rincon

Osborne Rincon CPAs

VICE PRESIDENT

OF ASSOCIATES

Allan Levin

Allan Levin & Associates

CHIEF EXECUTIVE OFFICER

Gretchen Gutierrez

DIRECTORS

Fred Bell/2023 PAC Chairman

Nobell Energy Solutions

Brian Benedetti

Brian Benedetti Construction

Mark Benedetti

Dede Callanan

CalBest Title

Mario Gonzales

GHA Companies

Joe Hayes

First Bank

Jeremy Roos

FreeVolt

Dave Lippert

Lippert Construction, Inc

Paul Mahoney

PMA Advertising

Bruce Maize

Orr Builders

Russ Martin

Mission Springs Water

District

Dan Olivier

Nethery Mueller Olivier

Alan Pace

Petra GeoSciences

Kevin Pillow

AC Houston Lumber

John Powell, Jr.

Coachella Valley Water District

Mike Rowe

MSA Consulting

Phil Smith

Sunrise Company

Alissa Vatter

Fidelity National Title

Jeff Wattenbarger

Wattenbarger Construction

March 15, 2023

Coachella Valley Association of Governments

Tom Kirk, Executive Director

c/o Peter Satin, Regional Planner

73-710 Fred Waring Drive, #200

Palm Desert, CA 92260

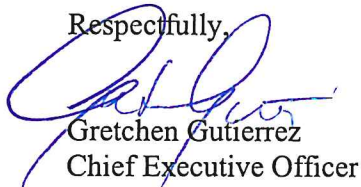
Re: TUMF Inflationary Increase

Dear Mr. Kirk:

Thank you for providing the Desert Valleys Builders Association the opportunity to review the Coachella Valley Association of Government's "Transportation Uniform Mitigation Fee Inflationary Increase." The DVBA supports our local agencies' periodic, systematic, and standard increase of costs based on recognized traditional methods such as Bureau of Labor Statistics Consumer Price Index. However, we continue to believe using the "Core" Index (w/o Food or Energy costs) is most appropriate(6.3%), and not, the often referred to "Headline" Index which includes food and energy.

The Desert Valleys Builders Association asks the committee, the representatives of our county and cities, to reconsider the use of the higher index percentage. While we understand there is not a significant difference percentage wise, there is a cumulative affect that makes this fee increase significant.

Respectfully,



Gretchen Gutierrez
Chief Executive Officer

34360 Gateway Drive • Palm Desert • CA 92211

(760) 776-7001 office • (760) 776-7002 fax

www.TheDVBA.org

ITEM 6A

**Coachella Valley Association of Governments
Transportation Committee
April 3, 2023**



STAFF REPORT

Subject: Presentation on SB 821 Call for Projects

Contact: Jonathan Hoy, Director of Transportation (jhoy@cvag.org) and Edward Emery, RCTC Senior Management Analyst (eemery@rctc.org)

Recommendation: Information

Background: TDA Article 3, or Senate Bill (SB) 821, is a discretionary program administered by the Riverside County Transportation Commission to fund local bicycle and pedestrian projects. The program is funded through the Local Transportation Fund (LTF), a ¼ percent of the state sales tax. Each year, 2 percent of LTF revenues are set aside for the SB 821 program, and on every odd-numbered year RCTC conducts a competitive call for projects in which all local agencies within the county can submit applications. Eligible projects include construction of bicycle lanes, sidewalks, and Americans with Disabilities Act curb ramps, and the development of bicycle and pedestrian master plans.

This year's Call for Projects opened on February 6, 2023 and additional information about the submission and award process are presented in the following table.

February 6, 2023	Call for Projects released. Guidelines and application available on RCTC's webpage and RivTrack.
February 7 – April 20, 2023	One-on-one sessions on program eligibility and guidance with RCTC staff are available on request, which can be emailed to Senior Management Analyst Edward Emery at eemery@rctc.org
April 27, 2023 @ 5:00 p.m.	Proposals due to RCTC via RivTrack
July 1, 2023	Projects start
October 1, 2023	Deadline for awardees to execute memorandums of understanding with RCTC
July 1, 2026	Projects must be completed

Unlike previous years, applications will be submitted online. No hardcopies will be required. In order to encourage a wide range of applications across Riverside County, RCTC staff will provide an update on the program at the April meeting of CVAG's Transportation Committee.

Fiscal Analysis: There is no cost to CVAG for this update.

ITEM 6B

**Coachella Valley Association of Governments
Transportation Committee
April 3, 2023**



STAFF REPORT

Subject: Expansion of Commuter & Motorist Assistance Program to the Coachella Valley

Contact: Jonathan Hoy, Director of Transportation (jhoy@cvag.org) and
Brian Cunanan, RCTC Program Manager (bcunanan@rctc.org)

Recommendation: Information

Background: Riverside County Transportation Commission administers a suite of services designed to help reduce congestion, improve mobility, and enhance safety along Riverside County highways through its Commuter & Motorist Assistance Programs. RCTC's Commuter Assistance Program (CAP) was implemented in Western Riverside County as a specific requirement under the original and extended Measure A program to help address congestion mitigation related to work commutes and support more efficient use of transportation and transit networks. The CAP works to increase the awareness and consideration of all commute options, makes incentives available to commuter constituents, and increases consideration for alternative modes of transportation – including riding public transit, carpooling, vanpooling, walking, bicycling, or teleworking – in order to result in reductions in regional trips, vehicle miles traveled, and emissions emitted. This effective Transportation Demand Management (TDM) strategy not only improves mobility, it also helps improve the quality of life for the commuter, helps to lower costs and increase productivity on the employer front, and has a positive impact on the environment.

Because RCTC's primary funding source is Measure A, the CAP primarily was limited to Western Riverside County, and not all CAP services and incentives were traditionally available countywide. To help foster a post-pandemic transit recovery countywide, RCTC in 2022 adopted a resolution expanding eligibility to include Eastern Riverside County employers and commuters, provided funding is available.

Expanding Western Riverside County's Freeway Service Patrol (FSP) service to the Coachella Valley has been a challenge. At this time, the segment of Interstate 10 within the Coachella Valley doesn't meet Caltrans' required "benefit-cost-ratio" for inclusion into the program. While Coachella Valley freeway segments do not currently meet Caltrans requirements to start a traditional service beat (such as regular morning and evening weekday FSP coverage), CVAG staff has asked RCTC to provide event-based FSP to help alleviate potential congestion on ingress/egress days of Coachella and Stagecoach music festival events. This approach will allow CVAG to evaluate the utility of such a program in the Coachella Valley.

Brian Cunanan, RCTC Program Manager, will attend the April 3 meeting of the Transportation Committee to provide additional details of how these programs are expanding to the eastern regions of the county.

The Western Riverside County CAP has been around since 1993. It is administered and funded as a bi-county program in partnership with the San Bernardino County Transportation Authority (SBCTA)

Administration and ultimately performed through consultant services. The core program consists of several projects:

- *IE Commuter* – The online system and brand launched in FY 2014/15 under which employer and commuter rideshare services are provided in Riverside County and San Bernardino County.
- *Program Outreach* – Outreach targeting employers to establish rideshare programs at worksites throughout Riverside and San Bernardino counties. Marketing campaigns are provided to employer partners and distributed to their respective employees. Online advertising, social media, events, and regional promotions such as Rideshare Week engage commuters directly.
- *Employer Services* – Various services to employers include the provision of marketing promotions, rideshare survey processing, employer network meetings, and event support. The program administrator also assists employers with average vehicle ridership calculations related to the South Coast Air Quality Management District's Rule 2202 requirements for employers with 250 or more employees.
- *Ride-matching and Information Services* – Commuter and employer access to online tools and resources, call center (866-RIDESHARE), email, and chat services during business hours for customers interested in assistance with ride-matching or transit options and to address general rideshare questions.
- *Rideshare Incentives* – Incentives focus on increasing consideration and behavior change to alternative commute modes including: (a) Rideshare Incentive for new rideshare participants that try ridesharing to work for a three-month trial period; (b) Rideshare Spotlight monthly rewards random drawing to encourage commuters to continue ridesharing and logging their rideshare miles.
- *Guaranteed Ride Home* – A guaranteed ride home is available at no cost to employees who rideshare to work. This is provided for an emergency or unexpected overtime for an employee or the car/vanpool driver (maximum two per year).

This core suite of commuter incentives, employer programs, and outreach is designed to reduce the number of single-occupant vehicle miles related to work commutes and to help improve regional mobility and air quality. Based purely on IE Commuter rideshare incentive participation alone, it is estimated that the CAP has translated into a reduction of more than 13.1 million vehicle miles traveled and 15.0 million pounds of pollutant emissions in FY 2022.

The Western Riverside County CAP has evolved significantly over the past five years with the introduction of the following new projects and program enhancements.

- *VanClub* – In 2018, the Commission launched a new VanClub program that subsidizes eligible vanpools destined for worksites in western Riverside County. Prior to the pandemic, VanClub reached a peak of 80 vanpools in FY 2020 and recorded a reduction of more than 4.3 million vehicle miles traveled and 1.6 tons of pollutants emitted. VanClub continued to support essential workers that continued to commute to worksites during the pandemic and is steadily growing back to pre-pandemic levels.
- *Try the Train Tuesday* – In 2019, a new rider program was piloted across Perris Valley Line stations to provide in-person education at the stations and ride-a-longs to connecting transit with brand new Metrolink and bus transit riders. The pilot program was successful at introducing new passengers to train and connecting bus services and converted some participants into regular rail riders on the spot. IE Commuter is exploring bringing this back in some form in concert with other future rail promotions and service.
- *IECommuter.org* – In 2020, the IE Commuter rideshare website/database was refreshed and transitioned to a new platform as part of a first step towards enabling the integration of databases

with neighboring county transportation commission rideshare programs. Growing the regional database with commuters and employers beyond the larger employer market (and their employees) traditionally served by CAP will be a key strategy for the program going forward.

- *Telework Program* – In 2021, IE Commuter launched new telework resources for employers and incentives for teleworking employees. In FY 2022, 42 employers signed up for telework employer assistance and extended IE Commuter Monthly Telework Spotlight incentives to their employees resulting in more than 5,000 participants recording a reduction of 1.4 million vehicle miles traveled.
- *\$5 Per Day Rideshare Incentive* – In 2022, as part of a rideshare recovery effort, IE Commuter launched a new \$5/Day Rideshare Incentive rewarding commuters that use alternative forms of transportation to work in a three-month period with \$5/Day (\$125 max). The new incentive has helped stoke interest amongst commuters and new employers throughout the region with workers commuting from Riverside and San Bernardino Counties. The program launched in April 2022, and as of November 2022, 1,860 commuters had participated and 658 incentives have been fulfilled.
- *Regional Database Integration* – In 2023, Los Angeles, Orange, Riverside, San Bernardino, and Ventura rideshare databases will be merging to one centralized database to reduce costs and improve ride-match potential for commuters that are seeking carpool or vanpool matches and may not be currently not be served by bus or rail transit due to their route and/or schedule.

In order to expand services to the eastern Riverside County, RCTC will be using its Service Authority for Freeway Emergencies (SAFE) funding. Acting in its capacity as a SAFE since 1986, RCTC is responsible for providing a motorist aid system for Riverside County. Funding for SAFE is derived from a one dollar per vehicle registration fee on vehicles registered in the county. Initially, these funds were used solely to operate a call box program. Over time, the program has expanded to include Freeway Service Patrol on qualifying highways and Inland Empire 511 traveler information services as part of a comprehensive motorist aid system in Riverside County.

- Call Box Program – Highway call boxes provides a means for motorists without cell phones or cell coverage to call for assistance in the event of a mechanical breakdown, accident, or other emergency on the freeway.
- Freeway Service Patrol – Roving FSP tow trucks actively patrol the most congested Riverside County freeways and assists stranded motorists by getting them back on the road or towed to a safe location off the freeway at no charge to motorists. FSP service is also provided in construction zones through separate funding agreements with Caltrans and Commission-funded construction projects to help mitigate congestion.
- 511 Traveler Information Services – 511 provides a telephone, website, and mobile app-based service that delivers real-time traffic information, including incidents and travel times, bus and rail trip planning, and access to rideshare resources and information.

SAFE funding is currently being applied to support the expansion of services to eastern Riverside County through FY23 and this funding will also be programmed to support FY24 efforts. RCTC staff is exploring other potential funding sources to continue the full breadth of Commuter Assistance services and incentives in Coachella Valley to supplement SAFE funding, if needed.

Fiscal Analysis: There is no cost to CVAG for this update.

ITEM 6C

**Coachella Valley Association of Governments
Transportation Committee
April 3, 2023**



STAFF REPORT

Subject: Appointment of Regional Representative to SCAG Policy Committee

Contact: Peter Satin, Conservation Program Manager (psatin@cvag.org)

Recommendation: Discuss and nominate a CVAG representative to the Southern California Association of Governments' Transportation Committee

Background: The Southern California Association of Governments (SCAG) is the nation's largest metropolitan planning organization (MPO), representing six counties, 191 cities and more than 19 million residents. SCAG's policy is set by the 86-member Regional Council, with CVAG member jurisdictions representing Regional Council Districts 2 and 66. CVAG appoints members to represent the region on SCAG's policy committees: Community, Economic, and Human Development; Energy and Environment; and Transportation.

The mission of SCAG's Transportation Committee is "to study problems, programs and other matters which pertain to the regional issues of mobility, air quality, transportation control measures and communications, and make recommendations on such matters to the Regional Council" and includes within its purview the Regional Transportation Plan, Regional Transportation Improvement Program, Aviation, Highway, Transportation Finance, and Transportation Conformity.

In spring of 2019, CVAG's Executive Committee appointed Palm Springs Councilmember Lisa Middleton to SCAG's Transportation Committee. The Executive Committee in 2019 also acknowledged that the appointments should be reviewed on occasion and established a two-year term for each of the committee representatives.

Councilmember Middleton vacated her seat due to scheduling conflicts, at which point the Executive Committee appointed Desert Hot Springs Councilmember Russell Betts to fill the position in June 2020. Councilmember Betts has represented CVAG since that time.

CVAG staff chose to forego the nomination and appointment process for SCAG's Transportation Committee in 2022 in an effort to bring it in line with the other two SCAG committee nominations and appointment schedules. The term for all those appointments is now ending, and CVAG staff is seeking input from the Transportation Committee on appointing a representative for the next two-year term on SCAG's Transportation Committee.

Councilmember Betts has indicated his desire to continue representing CVAG on SCAG's Transportation Committee. CVAG staff is recommending CVAG's Transportation Committee discuss the issue, and then provide a nomination that can be presented to the CVAG Executive Committee for approval

Fiscal Analysis: There is no financial impact to CVAG, and any per diems for these meetings are paid for by SCAG.

ITEM 6D

Coachella Valley Association of Governments
Transportation Committee
April 3, 2023



STAFF REPORT

Subject: Local Agency Technical Assistance Grant for Broadband Master Plan

Contact: Emmanuel Martinez, Program Manager- External Affairs (emartinez@cvag.org)

Recommendation: Authorize the Executive Director to take the necessary actions to accept \$978,460 to conduct a Coachella Valley Broadband Strategic Plan, including executing the necessary grant agreement with the California Public Utilities Commission's Local Agency Technical Assistance grant program

Background: During the 2021-22 California legislative session, the California Legislature passed and the Governor signed Senate Bill 156 which directed the California Department of Technology to develop a statewide, open-access middle-mile network and allocated a historic \$6 billion to make broadband more accessible. As part of this effort, the legislation allocated \$3.25 billion for middle-mile capital investment in broadband infrastructure to help decrease the digital divide in the state. To increase internet access to homes, businesses and community anchor institutions in underserved and unserved communities, SB 156 also included \$2 billion for last-mile programs, of which \$50 million was allocated for the California Public Utility Commission's (CPUC) Local Agency Technical Assistance (LATA) grant program to support local agencies and tribes expand broadband service to unserved and underserved communities.

On August 2022, the CPUC began accepting grant applications for the LATA grant program. CVAG staff attended multiple workshops to gather information related to criteria and requirements of the program and help determine the feasibility of the grant opportunity for CVAG. Given the work CVAG staff has done related to middle-mile broadband and the Governor naming the Coachella Valley as one of 18 initial investments, it was determined that the proposed middle-mile infrastructure can be leveraged to facilitate last-mile connections.

In November 2022, CVAG staff submitted a grant application seeking \$978,460 to develop a Coachella Valley Broadband Strategic Plan. The Broadband Strategic Plan will include design and engineering work that will implement a regional plan to increase access to broadband in unserved and underserved areas. The plan will identify needs, gaps, implementation options, challenges and opportunities to increase broadband access and will leverage middle-mile infrastructure in the Coachella Valley. Ultimately, the plan will facilitate the build of last-mile projects that provide symmetrical 100 Mbps download and upload speeds. Per the grant requirements, the plan will have a focus on underserved and unserved areas in the Coachella Valley. To accomplish this, CVAG will staff will continue coordination with all Coachella Valley cities and tribal nations, the Inland Empire Regional Broadband Consortium, Riverside County Department of Education, County of Riverside, the Connectivity Task Force and the Coachella Valley Economic Partnership.

At its March 16 meeting, the CPUC voted to approve the award to CVAG. So far, out of the 83 awards, CVAG's is one of three agencies that has been awarded a grant for more than \$500,000. To date, the

program has awarded \$36,854,525, but submitted applications have brought the requested amount total to \$53,729,551. With the acceptance of this grant, CVAG will have two-years to complete the work to develop a Coachella Valley Broadband Strategic Plan. As such, this work will entail collaboration and coordination with all of CVAG's member agencies in the Coachella Valley.

In addition to submitting the LATA grant application, CVAG staff reached out to all its member agencies to make them aware of the grant opportunity. This approach helped to identify interested agencies, which CVAG would need to coordinate with, and also help increase the potential of these grant dollars coming to the Coachella Valley. Furthermore, the coordination helped to ensure no overlap in the work between what CVAG and other cities. As of today, the Cities of Indio and Palm Springs have received awards of \$233,500 and \$256,746, respectively. The City of Coachella has submitted an application but no decision has been announced yet.

The Coachella Valley Broadband Strategic Plan and the cities' efforts will help achieve digital inclusion across the Coachella Valley. It also will help leverage public assets to promote broadband adoption while establishing private sector partnerships to augment private investment, training and discounted services.

Staff is recommending the Executive Director be authorized to take the necessary steps to accept the grant, including executing the required grant agreement. Staff would note that, as part of the grant approval process, CVAG was required to submit initial forms within 30 days of the CPUC vote and the timing did not coincide with an Executive Committee meeting. CVAG staff provided these forms under Resolution No. 20-006, which the CVAG Executive Committee adopted in October 2020 to give the Executive Director authority to process agreements and funding documents with the State for any state and federal funded projects. If authorized to proceed further, CVAG staff will prepare a request for proposals to identify a consultant with specialized knowledge and background to assist with this effort. The contract for the consultant would return to CVAG's committees for approval.

Fiscal Analysis: The cost to develop a Coachella Valley Broadband Strategic Plan will be covered by the LATA grant and will not to exceed \$978,460. The work must be completed within two-years of Commission approval, which would be March 16, 2025.

ITEM 6E

Coachella Valley Association of Governments
Transportation Committee
April 3, 2023



STAFF REPORT

Subject: Improvements on Avenue 50 as part of CV Sync- Phase II

Contact: Eric Cowle, Transportation Engineer (ecowle@cvag.org)

Recommendation: Authorize the Executive Director to

1. **Execute a contract adjustment with Crosstown Electrical & Data, Inc., for a not-to-exceed amount \$5,630,464.50 to authorize construction of Bid Alternate A3 – Avenue 50 for Phase II of CV Sync, and authorize the Executive Director and/or Legal Counsel to make clarifying changes to the contract before execution; and**
2. **Work with the Riverside County Transportation Commission to allocate Congestion Management and Air Quality (CMAQ) funds to Bid Alternative A3 of Phase II of CV Sync**

Background: On December 5, 2022 CVAG's Executive Committee authorized CV Sync's Phase II construction award to Crosstown Electrical & Data, which was also awarded the contract for Phase I of the project. Phase II of CV Sync will continue the major improvement to the transportation infrastructure that will provide more efficient travel times for commuters across the valley and help reduce emissions for better air quality. At the time, bidders were asked to provide a base bid of 18 corridors and five bid alternates, which included extending Phase II to three additional corridors and adding in additional fiber for the three corridors constructed during Phase I.

The five additive alternatives shown below were included in the bid package to allow for the possibility of accelerated progress on the Master Plan, should funding be secured. At December's meeting, the Executive Committee supported the recommendation by the Transportation Committee and CVAG staff to only award the Base Bid and committed to seeking additional funding for the remaining alternates.

- BASE BID Phase II: \$86,704,608.80
- ALT BID – A1- Portola Avenue improvements: \$2,340,795
- ALT BID – A2 – Avenue 44 improvements: \$1,536,973
- ALT BID – A3 – Avenue 50 improvements: \$5,630,464.50
- ALT BID – B – additional Hwy 111 fiber: \$12,958,393
- ALT BID – C- additional fiber Washington/Ramon: \$7,963,692

In recent months, CVAG staff has worked with the Riverside County Transportation Commission (RCTC) to identify funding opportunities for the region. As much as \$2.8 million of additional Congestion Mitigation and Air Quality (CMAQ) funds were identified that could potentially be utilized for CV Sync. Avenue 50 extends through La Quinta, Indio and Coachella, not only serving these communities, but serving the entire region as a key east-west arterial that includes key regional event locations in each of these cities. Leveraging these CMAQ funds, which may be distributed over several years, would cover significant costs of adding Avenue 50 to Phase II of CV Sync, and bring the total CMAQ contribution to Phase II of CV Sync to more than \$50 million. Crosstown Electrical & Data, Inc. has confirmed that they will honor their construction bid of \$5,630,464.50 for Bid Alternate A3 for Avenue 50 in Phase II of CV Sync.

In order to maximize this opportunity, CVAG staff is now recommending that the Executive Director be authorized to execute a contract adjustment for Bid Alternative A3, which may be done through a change order, and work with RCTC to allocate the available CMAQ funding.

CVAG staff is attempting to complete all 21 corridors of Phase II of CV Sync and continues to identify, advocate and lobby for state and federal resources to benefit the region. That includes federal Community Project funding opportunities, which are commonly called congressional earmarks. A request for \$3,877,767 for CV Sync Avenue 44 and Portola Avenue (bid alternatives A1 and A2) was submitted on March 16 through Reps. Raul Ruiz and Ken Calvert as well as Senators Alex Padilla and Dianne Feinstein. The funding requests represented the projects amounts most likely to receive funding based upon last year's Community Project Fund awards and the program requirements.

At the same time, construction on Phase I of CV Sync on the corridors of Ramon Road, Washington Avenue and Highway 111 is quickly drawing to a close. Traffic synchronization improvements were completed in March 2023, and system commissioning is underway. As CVAG moves into the operational phase for these three corridors, staff is coordinating with staff at member jurisdictions as well as its consultants and software/hardware vendors to make adjustments as necessary to the synchronization timing plans. CVAG staff is working with the participating agencies to implement procedures and protocols.

As the first phase of CV Sync has come online, CVAG staff has had the opportunity to realize the value it brings to the management of major community events in the Coachella Valley. As previously reported to the Transportation and Executive Committees, the first demonstration was the December 2022 Ironman Half Triathlon, when CVAG staff worked with the City of La Quinta and the City of Indian Wells to ensure event traffic was well managed and resulted in fewer delays and a safer environment for the travelling public.

Another opportunity was presented with the BNP Paribas Open tennis tournament that was held in the City of Indian Wells over two weeks in March. Traffic for this event involved the coordination between representatives of Indian Wells, La Quinta, Palm Desert, Caltrans, Riverside County Sheriff's Department, and the tournament itself. CVAG's Regional Traffic Management Center (RTMC) office provided traffic coordination for its inaugural use during this event. Active, real-time cooperation was facilitated between all of the organizations mentioned and lessons were learned about how to better facilitate changes when so many organizations are engaged.

While the tournament experienced record attendance, traffic was improved from previous years. The heaviest days of traffic occurred during the first weekend of March 10-12 (Friday, Saturday, and Sunday). During this time, staff inside the RTMC were able to assist in keeping traffic moving and intersections clear from gridlock.

- Travel time data from Interstate 10 to Miles reported an average increase of only 12 minutes on Saturday, the busiest day, when the tournament recorded a record attendance of 45,000.
- Staff from La Quinta and Indian Wells joined CVAG staff at the RTMC and provided positive feedback. Resources for traffic control augmentation was provided by Indian Wells and La Quinta in response real-time monitoring from the RTMC.
- Data collected from tournament traffic will assist in the planning for next year as well as the creation of the traffic management operations manual.

As the calendar year progresses, RTMC will continue to provide a resource to the Coachella Valley by assisting with the management of traffic operations during the larger traffic impact events. The recommended addition of the Avenue 50 corridor provides the opportunity for the RTMC to assist with traffic during some of the region's largest traffic events such as the Coachella Valley Music and Arts Festival and other events along that corridor.

Fiscal Analysis: Crosstown Electrical & Data, Inc. has provided a bid price of \$5,630,464.50 for bid Alternate A3 within their CV Sync Phase II bid package. CVAG will work with RCTC to allocate available CMAQ funding to the project, which is currently estimated between \$440,000 to \$2.8 million. Remaining costs would be covered by Measure A funding and these funds are available.

ITEM 7a

Coachella Valley Association of Governments
Transportation Committee
April 3, 2023



STAFF REPORT

Subject: Status of I-10 Interchange Projects

Contact: Gustavo Gomez, Transportation Management Analyst (ggomez@cvag.org)

Recommendation: Information

Background: Attached is the status for Interstate 10 interchange projects as of March 2023:

Completed

- | | |
|---|--|
| 1) Indian Canyon @ I-10 (Mar '12) | 4) Monterey Avenue Ramp @ I-10 (Apr '15) |
| 2) Gene Autry/Palm Drive @ I-10 (Mar '12) | 5) Bob Hope/Ramon @ I-10 (Sep '11) |
| 3) Date Palm Drive @ I-10 (May '14) | 6) Jefferson Street @ I-10 (Nov '17) |

Monroe @ I-10

Final environmental document approved by Caltrans & PS&E phase is ongoing. ROW acquisition is anticipated to start in summer 2023. Additional funding sources have been identified to fully fund construction. RCTC approved \$26,232,000 of Surface Transportation Block Grant (STBG) funding for construction.

Jackson @ I-10

Environmental document was approved in September 2021. CVAG approved funding for PS&E. PS&E phase started in May 2022 and work is ongoing.

Avenue 50 @ I-10

PS&E contract underway.

Avenue 50 @ SR 86

PA&ED completed in May 2019. Funding agreement amendment for PS&E and ROW acquisition approved by Executive Committee in September 2020. PA&ED underway.

Dillon Road @ I-10 @ SR 86

PA&ED underway. Caltrans Approved Preliminary Environmental Study (PES) on July 13, 2020.

Golf Center Parkway @ I-10

PSR on hold.

Da Vall Drive @ I-10

Intersection Control Evaluation submitted to Caltrans.

Portola @ I-10

County completed PS&E, and obtained Caltrans approval to shelve the project in April 2022. Per CVAG approval in June 2022, project being suspended.

Fiscal Analysis: Funding for these projects has been budgeted through the project phase indicated and secured through various funding sources. There is no additional fiscal impact.

ITEM 7b

COACHELLA VALLEY ASSOCIATION OF GOVERNMENTS
Regional Arterial Program - Project Status Report
3/29/2023



Project Description	Lead Agency	CVAG Funded						Status
		PEng	ENV	PS&E	ROW	CON	Through	
Interchanges								
Avenue 50 @ 86S	COA						Environmental	PA&ED underway.
Avenue 50 @ I-10	COA						PS&E	PS&E contract underway.
Jackson @ I-10	COR						PS&E	Final Env Doc approved by Caltrans. CVAG approved PS&E funds. PS&E began May 2022.
Monroe @ I-10	COR						PS&E	Final Env Doc approved by Caltrans. 90% PSE submittal being prepared. CVAG approved PS&E and ROW funds.

Arterial Links								
Ave. 50 (Calhoun St. to Harrison St)	COA						Construction	PS&E under way.
Ave. 48 (Van Buren St to Dillon Road widening)	COA						ROW	Final design and ROW underway. CVAG approved Construction funds.
Date Palm Drive from I-10 to Varner	CC						PS&E	Phase II is completed. The final design for Phase III in underway.
Avenue 50 (Jefferson St to Jackson St)	Indio						Environmental	City procuring consultant.
Madison Street Widening (Highway 111 to Ave 48)	Indio						ROW	PS&E complete, City moving forwards with ROW.
Jackson Street Widening (Ave 49 to Ave 52)	Indio						PS&E	Environmental filed on October 2021. PS&E & ROW underway.
Jefferson St (Ave 38 to Sun City Blvd.)	Indio						PS&E	City procuring consultant.

Bridges								
Avenue 66 Grade Separation over UPRR	COR						Construction	Awaiting completion of plant establishment and final acceptance for maintenance by Caltrans.
Avenue 44 Bridge over WWR	Indio						Construction	Enviro cleared. Plans are at 99%. Pending permits from CVWD and Caltrans to clear ROW.
Avenue 50 Bridge over WWR	COA						PS&E	95% PS&E underway.
Cathedral Canyon Bridge	CC						Construction	Construction complete. Bridge grand opening celebrated October 6.
Vista Chino Bridge over WWR	PS						PEng	Project is in PEng phase. Extensive negotiations with SCE for utility relocation.
Dune Palms Bridge over WWR	LQ						Construction	City constructing project by advancing HBP funding. Construction to start end of January 2023.
South Palm Canyon Bridge over Tahquitz Creek	PS						PS&E	In final design. Plans submitted for review.
East Palm Canyon Drive Bridge over Palm Canyon Wash	PS						PS&E	In final design. Plans submitted for review.
Indian Canyon (Garnet Incl. RR Crossing)	PS						Construction	Project is in bid process.
Ramon Bridge Widening	PS						Construction	Continuing ROW and utility phase.

Interchange Preparation Fund Projects								
Portola Ave @ I-10	COR						ROW	PS&E completed. Caltrans agreed to shelve. Suspend until funding for ROW, utilities and construction is obtained.
Golf Center Parkway @ I-10	Indio						PSR	PSR on hold.
Da Vall Drive @ I-10	CC						PSR	PSR-PDS returned to Caltrans for their review.
Dillon Road @ I-10, SR86, WWR	COA						PSR	PA&ED underway.

Regional Projects								
CV Sync - Phase 1	CVAG						Construction	Construction nearly complete. Working on final acceptance.
CV Sync - Phase 2	CVAG						Construction	Construction underway. Contractor ordering supplies, transitioning to Phase II.
Flooding and Blowsand - Phase 1	CVAG						PEng/ENV	Contract awarded to MBI. Design, Engineering and Environmental underway.

COR=County of Riverside; RM-Rancho Mirage; IW-Indian Wells; PD-Palm Desert; PS-Palm Springs; CC-Cathedral City; COA-Coachella LQ-La Quinta;
Other Acronyms: PAED = Project Approval and Environmental Design; PE = Preliminary Engineering; PSR = Project Study Report; RR = Railroad; UPRR = Union Pacific Railroad; WWR = Whitewater River; SCE = Southern California Edison; HBP = Highway Bridge Program; CVWD = Coachella Valley Water District

CVAG Funded Phase Legend	
PEng	Preliminary Engineering
ENV	Environmental
PS&E	Plans Specifications & Estimates
ROW	Right-of-way
CON	Construction

ITEM 7c

COACHELLA VALLEY ASSOCIATION OF GOVERNMENTS

Bicycle & Pedestrian Safety Program - Project Status Report

3/29/2023



Bike & Pedestrian Safety Projects Project Description	Lead Agency	CVAG Funded			Status
		Design	CON	Through	
Palm Canyon Intersection Pedestrian Enhancements	PS			Construction	Construction ongoing. Expected completion date June 2023.
Palm Drive Signals and Lighting	DHS			Construction	Project completed.
S. Palm Canyon, E. Palm Canyon Improvements	PS			Construction	Project completed.
Indian Canyon Intersection Pedestrian Enhancements	PS			Construction	Project completed.
Date Palm Sidewalk Gaps	CC			Construction	Project completed.
Calhoun Street Improvements	Indio			Construction	Project completed.
Vista Chino Signals	PS			Construction	Project completed.
Dinah Shore Mid-Block Crossing	CC			Construction	Project completed.
Palm Canyon Crosswalks	PS			Construction	Project completed.
Avenue 48 Bicycle Lanes	Indio			Construction	Project completed.



Project Description	Lead Agency	Grant			Status
		Design	App	CON	
CV Link	CVAG				Construction ongoing in multiple cities. Additional groundbreakings forthcoming.
ATP - Arts & Music Line	CVAG				Design & NEPA and final engineering phase underway. ATP funding awarded.
ATP - DHS CV Link Extension	DHS				Under design. Project awarded ATP Cycle 6 funding from Riverside County MPO.
ATP - Cathedral City Downtown Connectors	CC				In ROW acquisition phase


COR-County of Riverside; RM-Rancho Mirage; IW-Indian Wells; PD-Palm Desert, PS-Palm Springs; CC-Cathedral City; COA-Coachella; LQ-La Quinta; DHS-Desert Hot Springs
 ATP-Active Transportation Program; ROW-Right of Way, NEPA- National Environmental Policy Act, MPO-Metropolitan Planning Organization

ITEM 7d

FY 2022/2023 TRANSPORTATION COMMITTEE ATTENDANCE ROSTER



CVAG JURISDICTION	JUL	AUG	SEPT (Aug 29)	OCT	NOV	DEC	JAN	FEB	MAR	APR	MAY	JUN
Blythe	-	-	✓	-	✓	-	-	✓	-			
Cathedral City	-	-	✓	-	✓	-	-	✓	-			
Coachella	-	-	✓	-	✓	-	-	✓	-			
Desert Hot Springs	-	-	✓	-	✓	-	-	✓	-			
Indian Wells	-	-	✓	-	✓	-	-	✓	-			
Indio	-	-	✓	-	✓	-	-	✓	-			
La Quinta	-	-	✓	-	✓	-	-	✓	-			
Palm Desert	-	-	✓	-	✓	-	-	✓	-			
Palm Springs	-	-	✓	-	✓	-	-	✓	-			
Rancho Mirage	-	-	✓	-	✓	-	-	✓	-			
Riverside County	-	-	✓	-	✓	-	-	✓	-			
Agua Caliente Band of Cahuilla Indians	-	-	✓	-	✓	-	-		-			
Torres Martinez Desert Cahuilla Indians	**	**	**	**	**	**	**		-			

Absent	
No Meeting	-
Holiday	H
Vacancy	**
In Attendance	✓